

## FIT<sup>1</sup>

UP TO 17.5 SEER2 & 8.6 HSPF2  
1½ TO 5 TONS

DAIKIN FIT  
HIGH-EFFICIENCY, COMMUNICATING,  
VARIABLE-SPEED,  
INVERTER DRIVE SIDE DISCHARGE  
SPLIT SYSTEM HEAT PUMP

### ■ Contents

Nomenclature.....	2
Product Specifications.....	3
Expanded Cooling Data.....	4
Expanded Heating Data.....	27
Performance Data.....	33
Sound Data	
Sound Power.....	39
Sound Pressure.....	41
Quiet Mode.....	43
Sound Power & Sound Pressure ...	43
AHRI Ratings (see note).....	45
Dimensions.....	46
Wiring Diagrams.....	48
Accessories.....	52



### ■ Standard Features

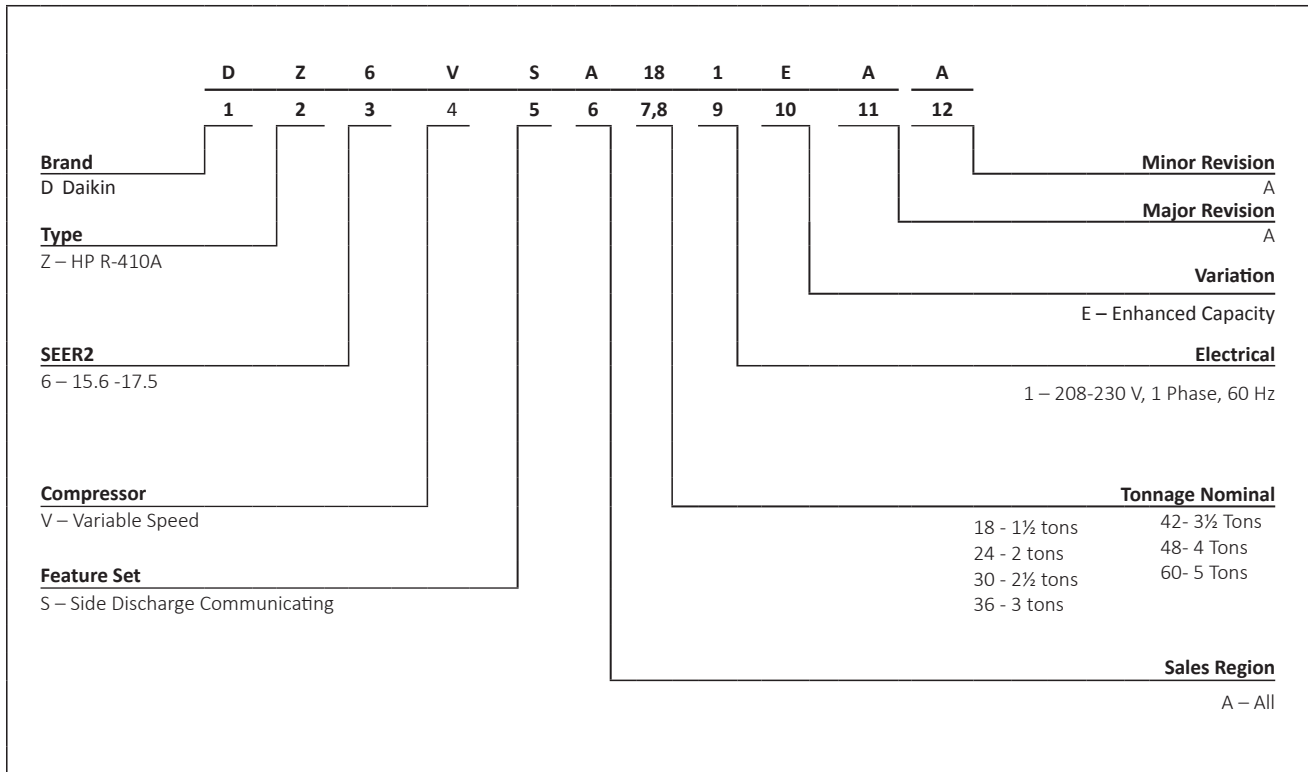
- Includes Enhanced Capacity models, featuring increased performance and efficiency.
- Daikin variable-speed swing compressor
- Quiet digitally commutated fan motor
- High-density compressor sound blanket
- Compatible with Daikin *One+* smart thermostat and other Daikin communicating equipment
- Daikin control algorithmic logic
- Intelligent Defrost Mode
- In communicating mode, only two low-voltage wires to outdoor unit required
- Diagnostic indicator lights, seven-segment LED display, and fault code storage
- Daikin Inside intelligence for diagnostics
- Quiet-mode - provides enhanced acoustical comfort, up to 3 different sound levels (as low as 45dBA)
- Field-selectable boost mode increases compressor speed during unusually high loads
- Field-installed bi-flow filter drier
- Coil and ambient temperature sensors
- Suction pressure transducer
- Muffler on 1.5-3.0-ton models
- Sweat connection service valves with easy access to gauge ports
- Advanced water-shedding drain pan
- Hot start technology
- AHRI Certified; ETL Listed

### ■ Cabinet Features

- Heavy-gauge galvanized steel cabinet with grille-style sound control side design
- Custom Ivory white powder-paint finish
- 500-hour salt-spray tested
- High corrosion (ZAM®), unpainted steel bottom frame and legs
- Wire fan discharge grille
- Top and side maintenance access
- When properly anchored, meets the 2023 Florida Building Code unit integrity requirements for hurricane-type winds (Anchor bracket kits available.)



\* Complete warranty details available from your local dealer or at [www.daikincomfort.com](http://www.daikincomfort.com). To receive the 12-Year Unit Replacement Limited Warranty and 12-Year Parts Limited Warranty, online registration must be completed within 60 days of installation. Additional requirements for annual maintenance are required for the Unit Replacement Limited Warranty. Online registration and some of the additional requirements are not required in California or Québec. The duration of warranty coverage in Texas and Florida differs in some cases.



	DZ6VSA 1810A*	DZ6VSA 2410A*	DZ6VSA 3010A*	DZ6VSA 3610A*	DZ6VSA 4210A*	DZ6VSA 4810A*	DZ6VSA 6010A*
<b>CAPACITIES (AHRI RATED)</b>							
Max. Cooling (BTU/h)-95F	16,600	22,200	27,800	33,600	39,500	45,000	53,000
Max. Heating (BTU/h)-47F	17,400	23,200	28,800	34,600	40,000	45,500	54,500
Max. Heating (BTU/h)-5F	13,000	13,900	16,900	19,700	27,400	28,600	32,400
<b>AMBIENT OPERATION RANGE</b>							
Cooling (°FDB(°CDB))	0 to 115 (-17.8 to 46.1)						
Heating (°FDB(°CDB))	-10 to 70 (-23.3 to 21.1)						
<b>COMPRESSOR</b>							
Type	Swing	Swing	Swing	Swing	Swing	Swing	Swing
RLA	10.0	13.4	16.8	16.8	25.5	25.5	26.9
<b>CONDENSER FAN MOTOR</b>							
Horsepower	0.09	0.09	0.20	0.20	0.36	0.36	0.36
FLA	1.15	1.15	2.00	2.00	1.63	1.63	1.63
<b>REFRIGERATION SYSTEM</b>							
Refrigerant Line Size <sup>1</sup>							
Liquid Line Size ("O.D.)	3/8"	3/8"	3/8"	3/8"	3/8"	3/8"	3/8"
Suction Line Size ("O.D.)	3/4"	3/4"	7/8"	7/8"	1 1/8"	1 1/8"	1 1/8"
Refrigerant Connection Size							
Liquid Valve Size ("O.D.)	3/8"	3/8"	3/8"	3/8"	3/8"	3/8"	3/8"
Suction Valve Size ("O.D.)	3/4"	3/4"	7/8"	7/8"	7/8"	7/8"	7/8"
Valve Connection Type	Front Sealing	Front Sealing	Front Sealing	Front Sealing	Front and Back Sealing	Front and Back Sealing	Front and Back Sealing
Refrigerant Charge (oz.)	81	81	88	88	118	118	127
Expansion Device	EEV	EEV	EEV	EEV	EEV	EEV	EEV
Superheat at Service Valve	Auto-control	Auto-control	Auto-control	Auto-control	Auto-control	Auto-control	Auto-control
Subcooling at Service Valve	10±1°F	12±1°F	14±1°F	15±1°F	8±1°F	9±1°F	9±1°F
<b>ELECTRICAL DATA</b>							
Voltage / Phase (60 Hz)	208-230/1	208-230/1	208-230/1	208-230/1	208-230/1	208-230/1	208-230/1
Minimum Circuit Ampacity <sup>2</sup>	14.6	18.8	23.9	23.9	34.4	34.4	36.2
Max. Overcurrent Protection <sup>3</sup>	15	20	25	25	35	35	40
Min / Max Volts	197/253	197/253	197/253	197/253	197/253	197/253	197/253
Electrical Conduit Size	1/2"	1/2"	1/2"	1/2"	1/2" or 3/4"	1/2" or 3/4"	1/2" or 3/4"
<b>EQUIPMENT WEIGHT (LBS)</b>	122	122	132	137	168	168	179
<b>SHIP WEIGHT (LBS)</b>	137	137	147	151	185	185	198

<sup>1</sup> Tested and rated in accordance with AHRI Standard 210/240

<sup>2</sup> Wire size should be determined in accordance with National Electrical Codes; extensive wire runs will require larger wire sizes

<sup>3</sup> Must use time-delay fuses or HACR-type circuit breakers of the same size as noted.

**NOTES**

- Always check the S&R plate for electrical data on the unit being installed.
  - Installer will need to supply 3/8" to 1 1/8" adapters for suction line connections.
  - Unit is charged with refrigerant for 15' of 3/8" liquid line. System charge must be adjusted per Installation Instructions Final Charge Procedure.
- (See table below for allowable line set diameter)





UNIT TONS	ALLOWABLE LINE SET DIAMETER						
	LIQUID			SUCTION			
	1/4"	5/16"	3/8"	3/8"	3/4"	7/8"	1 1/8"
1.5	X	X	X	X <sup>4</sup>	X		
2.0		X	X	X <sup>4</sup>	X		
2.5		X	X		X <sup>4</sup>	X	
3.0		X	X		X <sup>4</sup>	X	
3.5			X			X	X
4.0			X			X	X
5.0			X			X	X

x Allowable combination

<sup>4</sup> For marked combinations, if normal ambient operation temperature is less than 14°F, limit line set length to 50 ft. max.

<b>OUTDOOR UNIT</b>	<b>DZ6V5*361*A*</b>	
<b>INDOOR UNIT</b>	D*96VC0403B/0603B D*97MC0603B D*80VC0603B/0803B MBVC1200 D*96SC0603BU	TRIM MORE THAN 10% SETTINGS ARE INVALID. TRIMMED UP CFM MAKES MISS MATCHING ERROR.
<b>OUTDOOR UNIT</b>	<b>DZ6V5*601*A*</b>	
<b>INDOOR UNIT</b>	D*96VC0804C D*97MC0804C DM80VX0804C	TRIM MORE THAN 5% SETTINGS ARE INVALID. TRIMMED UP CFM MAKES MISS MATCHING ERROR.

PRODUCT SPECIFICATIONS

	DZ6VSA 241EA*	DZ6VSA 361EA*	DZ6VSA 421EA*	DZ6VSA 481EA**
<b>CAPACITIES (AHRI RATED)</b>				
Max. Cooling (BTU/h)-95F	23,000	34,200	40,000	44,000
Max. Heating (BTU/h)-47F	23,000	34,200	40,000	44,000
Max. Heating (BTU/h)-5F	16,100	30,000	30,600	31,000
<b>AMBIENT OPERATION RANGE</b>				
COOLING (°FDB(°CDB))	0 to 115 (-17.8 to 46.1)			
HEATING (°FDB(°CDB))	-10 to 70 (-23.3 to 21.1)			
<b>COMPRESSOR</b>				
Type	Swing	Swing	Swing	Swing
RLA	16.8	25.5	26.9	26.9
<b>CONDENSER FAN MOTOR</b>				
Horsepower	0.20	0.36	0.36	0.36
FLA	2.00	1.63	1.63	1.63
<b>REFRIGERATION SYSTEM</b>				
Refrigerant Line Size <sup>1</sup>				
Liquid Line Size ("O.D.)	3/8"	3/8"	3/8"	3/8"
Suction Line Size ("O.D.)	7/8"	1 1/8"	1 1/8"	1 1/8"
Refrigerant Connection Size				
Liquid Valve Size ("O.D.)	3/8"	3/8"	3/8"	3/8"
Suction Valve Size ("O.D.)	7/8"	7/8"	7/8"	7/8"
Valve Connection Type	Front Sealing	Front and Back Sealing	Front and Back Sealing	Front and Back Sealing
Refrigerant Charge (oz.)	88	118	127	127
Expansion Device	EEV	EEV	EEV	EEV
Superheat at Service Valve	Auto-control	Auto-control	Auto-control	Auto-control
Subcooling at Service Valve	14±1°F	8±1°F	9±1°F	9±1°F
<b>ELECTRICAL DATA</b>				
Voltage / Phase (60 Hz)	208-230/1	208-230/1	208-230/1	208-230/1
Minimum Circuit Ampacity <sup>2</sup>	23.9	34.4	36.2	36.2
Max. Overcurrent Protection <sup>3</sup>	25	35	40	40
Min / Max Volts	197/253	197/253	197/253	197/253
Electrical Conduit Size	1/2"	1/2" or 3/4"	1/2" or 3/4"	1/2" or 3/4"
<b>EQUIPMENT WEIGHT (LBS)</b>	132	168	179	179
<b>SHIP WEIGHT (LBS)</b>	147	185	198	198
<b>ENHANCED CAPACITY COLD CLIMATE</b>				

<sup>1</sup> Tested and rated in accordance with ANSI/AHRI Standard 210/240

<sup>2</sup> Wire size should be determined in accordance with National Electrical Codes; extensive wire runs will require larger wire sizes

<sup>3</sup> Must use time-delay fuses or HACR-type circuit breakers of the same size as noted.

**NOTES**

- Always check the S&R plate for electrical data on the unit being installed.
- Installer will need to supply 3/8" to 1 1/8" adapters for suction line connections.
- Unit is charged with refrigerant for 15' of 3/8" liquid line. System charge must be adjusted per Installation Instructions Final Charge Procedure. (See table below for allowable line set diameter)

UNIT TONS	ALLOWABLE LINE SET DIAMETER						
	LIQUID			SUCTION			
	3/4"	5/16"	3/8"	5/8"	3/4"	7/8"	1 1/8"
2.0		X	X		X <sup>*1</sup>	X	
3.0			X			X	X
3.5			X			X	X
4.0			X			X	X

x Allowable combination

\*<sup>1</sup> For marked combinations, if normal ambient operation temperature is less than 14°F, limit line set length to 50 ft. max.

EXPANDED COOLING DATA — DZ6VSA1810A\* / DFVE24BP1400A\*

IDB*		OUTDOOR AMBIENT TEMPERATURE																																				
		65°F						75°F						85°F						95°F						105°F						115°F						
		AIRFLOW		59	63	67	71	ENTERING INDOOR WET BULB TEMPERATURE		59	63	67	71	ENTERING INDOOR WET BULB TEMPERATURE		59	63	67	71	ENTERING INDOOR WET BULB TEMPERATURE		59	63	67	71	ENTERING INDOOR WET BULB TEMPERATURE		59	63	67	71	ENTERING INDOOR WET BULB TEMPERATURE		59	63	67	71	
70	520	MBh	15.9	16.6	17.6	-	16.7	16.9	17.4	-	16.3	16.5	17.0	-	15.5	15.7	16.2	-	14.6	14.8	15.3	-	13.7	14.0	14.5	-	13.7	14.0	14.5	-	13.7	14.0	14.5	-	13.7	14.0	14.5	-
		S/T	0.62	0.54	0.40	-	0.62	0.54	0.40	-	0.65	0.57	0.43	-	1.00	0.59	0.45	-	1.00	0.61	0.47	-	1.00	0.67	0.52	-	1.00	0.67	0.52	-	1.00	0.67	0.52	-	1.00	0.67	0.52	-
		ΔT	21	19	13	-	18	16	13	-	18	16	13	-	18	16	13	-	18	16	13	-	19	17	14	-	19	17	14	-	19	17	14	-	19	17	14	-
		kW	1.04	1.07	1.07	-	1.20	1.20	1.20	-	1.36	1.35	1.35	-	1.52	1.52	1.51	-	1.70	1.70	1.70	-	1.91	1.91	1.91	-	1.91	1.91	1.91	-	1.91	1.91	1.91	-	1.91	1.91	1.91	-
		Amps	3.6	3.8	3.9	-	4.5	4.5	4.4	-	5.1	5.1	5.1	-	5.8	5.8	5.8	-	6.6	6.6	6.6	-	7.5	7.5	7.5	-	7.5	7.5	7.5	-	7.5	7.5	7.5	-	7.5	7.5	7.5	-
		Hi-PR	243	245	245	-	280	281	283	-	320	321	323	-	363	364	366	-	410	411	412	-	459	460	462	-	459	460	462	-	459	460	462	-	459	460	462	-
		Lo-PR	125	126	131	-	133	135	138	-	140	142	145	-	146	147	151	-	151	153	156	-	158	160	163	-	158	160	163	-	158	160	163	-	158	160	163	-
		MBh	16.6	17.3	17.9	-	17.0	17.2	17.7	-	16.5	16.8	17.3	-	15.8	16.0	16.5	-	14.8	15.1	15.6	-	14.0	14.2	14.7	-	14.0	14.2	14.7	-	14.0	14.2	14.7	-	14.0	14.2	14.7	-
		S/T	0.69	0.61	0.47	-	0.70	0.62	0.48	-	0.73	0.65	0.51	-	1.00	0.67	0.53	-	1.00	0.69	0.55	-	1.00	0.74	0.60	-	1.00	0.74	0.60	-	1.00	0.74	0.60	-	1.00	0.74	0.60	-
		ΔT	19	15	12	-	17	15	12	-	17	15	12	-	17	15	12	-	16	15	12	-	16	15	12	-	17	16	13	-	17	16	13	-	17	16	13	-
kW	1.08	1.08	1.07	-	1.21	1.21	1.21	-	1.36	1.36	1.36	-	1.53	1.53	1.52	-	1.71	1.71	1.70	-	1.92	1.92	1.92	-	1.92	1.92	1.92	-	1.92	1.92	1.92	-	1.92	1.92	1.92	-		
Amps	3.8	3.9	3.9	-	4.5	4.5	4.5	-	5.2	5.1	5.1	-	5.9	5.9	5.8	-	6.6	6.6	6.6	-	7.6	7.6	7.6	-	7.6	7.6	7.6	-	7.6	7.6	7.6	-	7.6	7.6	7.6	-		
Hi-PR	246	245	247	-	282	283	285	-	322	324	325	-	366	367	368	-	412	413	415	-	462	463	464	-	462	463	464	-	462	463	464	-	462	463	464	-		
Lo-PR	127	130	133	-	136	137	140	-	142	144	147	-	148	150	153	-	154	155	158	-	161	162	165	-	161	162	165	-	161	162	165	-	161	162	165	-		
MBh	17.4	17.7	18.2	-	17.3	17.5	18.0	-	16.8	17.1	17.6	-	16.1	16.3	16.8	-	15.2	15.4	15.9	-	14.3	14.5	15.0	-	14.3	14.5	15.0	-	14.3	14.5	15.0	-	14.3	14.5	15.0	-		
S/T	0.73	0.65	0.51	-	0.74	0.66	0.52	-	1.00	0.69	0.54	-	1.00	0.71	0.56	-	1.00	0.73	0.59	-	1.00	1.00	0.64	-	1.00	1.00	0.64	-	1.00	1.00	0.64	-	1.00	1.00	0.64	-		
ΔT	16	14	11	-	16	14	11	-	16	14	11	-	16	14	11	-	15	14	11	-	16	15	12	-	16	15	12	-	16	15	12	-	16	15	12	-		
kW	1.09	1.08	1.08	-	1.22	1.22	1.22	-	1.37	1.37	1.37	-	1.53	1.53	1.53	-	1.72	1.71	1.71	-	1.93	1.93	1.93	-	1.93	1.93	1.93	-	1.93	1.93	1.93	-	1.93	1.93	1.93	-		
Amps	3.9	3.9	3.9	-	4.5	4.5	4.5	-	5.2	5.2	5.2	-	5.9	5.9	5.9	-	6.7	6.7	6.7	-	7.6	7.6	7.6	-	7.6	7.6	7.6	-	7.6	7.6	7.6	-	7.6	7.6	7.6	-		
Hi-PR	247	248	249	-	285	286	288	-	325	326	328	-	368	369	371	-	414	415	417	-	464	465	467	-	464	465	467	-	464	465	467	-	464	465	467	-		
Lo-PR	130	132	135	-	138	140	143	-	145	146	150	-	151	152	155	-	156	158	161	-	163	165	168	-	163	165	168	-	163	165	168	-	163	165	168	-		
75	520	MBh	15.9	16.6	17.6	18.4	16.7	16.9	17.5	18.2	16.3	16.5	17.0	17.8	15.5	15.8	16.3	17.0	14.6	14.8	15.3	16.1	13.7	14.0	14.5	15.3	13.7	14.0	14.5	15.3	13.7	14.0	14.5	15.3				
		S/T	0.75	0.67	0.53	0.38	1.00	0.68	0.54	0.39	1.00	0.70	0.56	0.41	1.00	0.72	0.58	0.43	1.00	0.75	0.61	0.46	1.00	1.00	0.66	0.51	1.00	1.00	0.66	0.51	1.00	1.00	0.66	0.51				
		ΔT	25	23	17	14	21	20	17	14	22	20	17	14	21	20	17	14	21	20	17	14	21	20	17	14	21	20	17	14	21	20	17	14				
		kW	1.04	1.07	1.07	1.08	1.20	1.20	1.20	1.21	1.35	1.35	1.35	1.36	1.52	1.52	1.51	1.52	1.70	1.70	1.70	1.71	1.91	1.91	1.91	1.92	1.91	1.91	1.91	1.92	1.91	1.91	1.91	1.92				
		Amps	3.6	3.8	3.9	3.9	4.5	4.5	4.4	4.5	5.1	5.1	5.1	5.1	5.8	5.8	5.8	5.8	6.6	6.6	6.6	6.6	7.5	7.5	7.5	7.6	7.5	7.5	7.5	7.6	7.5	7.5	7.5	7.6				
		Hi-PR	243	245	245	249	280	281	283	287	320	321	323	327	363	364	366	370	410	411	413	417	459	460	462	466	459	460	462	466	459	460	462	466				
		Lo-PR	125	126	131	136	134	135	138	144	140	142	145	150	146	147	151	156	151	153	156	162	158	160	163	169	158	160	163	169	158	160	163	169				
		MBh	16.6	17.4	17.9	18.6	17.0	17.2	17.7	18.5	16.5	16.8	17.3	18.0	15.8	16.0	16.5	17.3	14.8	15.1	15.6	16.4	14.0	14.2	14.7	15.5	14.0	14.2	14.7	15.5	14.0	14.2	14.7	15.5				
		S/T	0.83	0.75	0.61	0.46	1.00	0.75	0.61	0.46	1.00	0.78	0.64	0.49	1.00	0.80	0.66	0.51	1.00	0.84	0.70	0.55	1.00	1.00	0.74	0.59	1.00	1.00	0.74	0.59	1.00	1.00	0.74	0.59				
		ΔT	23	19	16	12	20	19	16	12	20	19	16	13	20	19	16	12	20	18	15	12	21	19	16	13	21	19	16	13	21	19	16	13				
kW	1.08	1.08	1.07	1.08	1.21	1.21	1.21	1.22	1.36	1.36	1.36	1.37	1.53	1.52	1.52	1.53	1.71	1.71	1.70	1.71	1.92	1.92	1.92	1.93	1.92	1.92	1.92	1.93	1.92	1.92	1.92	1.93						
Amps	3.8	3.9	3.9	3.9	4.5	4.5	4.5	4.5	5.1	5.1	5.1	5.2	5.9	5.8	5.9	5.9	6.6	6.6	6.6	6.7	7.6	7.6	7.6	7.6	7.6	7.6	7.6	7.6	7.6	7.6	7.6	7.6						
Hi-PR	246	245	247	251	283	284	285	290	323	324	325	330	366	367	369	373	412	413	415	419	462	463	465	469	462	463	465	469	462	463	465	469						
Lo-PR	127	130	133	138	136	137	140	146	142	144	147	153	148	150	153	158	154	155	158	164	161	162	165	171	161	162	165	171	161	162	165	171						
MBh	17.4	17.7	18.2	19.0	17.3	17.5	18.0	18.8	16.8	17.1	17.6	18.4	16.1	16.3	16.8	17.6	15.2	15.4	15.9	16.7	14.3	14.6	15.1	15.8	14.3	14.6	15.1	15.8	14.3	14.6	15.1	15.8						
S/T	0.87	0.79	0.65	0.50	1.00	0.79	0.65	0.50	1.00	0.82	0.68	0.53	1.00	0.84	0.70	0.55	1.00	0.88	0.74	0.59	1.00	1.00	0.78	0.63	1.00	1.00	0.78	0.63	1.00	1.00	0.78	0.63						
ΔT	19	18	15	11	19	18	15	11	19	18	15	12	19	18	15	11	19	17	14	11	20	18	15	12	20	18	15	12	20	18	15	12						
kW	1.08	1.08	1.08	1.09	1.22	1.22	1.22	1.23	1.37	1.37	1.37	1.38	1.53	1.53	1.53	1.54	1.71	1.71	1.71	1.72	1.93	1.93	1.93	1.93	1.93	1.93	1.93	1.93	1.93	1.93	1.93	1.93						
Amps	3.9	3.9	3.9	4.0	4.5	4.5	4.5	4.6	5.2	5.2	5.2	5.2	5.9	5.9	5.9	5.9	6.7	6.7	6.7	6.7	7.6	7.6	7.6	7.6	7.6	7.6	7.6	7.6	7.6	7.6	7.6	7.6						
Hi-PR	247	248	250	254	285	286	288	292	325	326	328	332	368	369	371	375	415	416	417	422																		

EXPANDED COOLING DATA — DZ6VSA1810A\* / DFVE24BP1400A\* (CONT.)

IDB*	AIRFLOW	OUTDOOR AMBIENT TEMPERATURE																							
		65°F				75°F				85°F				95°F				105°F				115°F			
		59	63	67	71	59	63	67	71	59	63	67	71	59	63	67	71	59	63	67	71	59	63	67	71
<b>520</b>	MBh	16.0	16.7	17.7	18.5	16.8	17.0	17.5	18.3	16.6	16.6	17.1	17.9	15.6	15.8	16.3	17.1	14.7	14.9	15.4	16.2	13.8	14.1	14.6	15.3
	S/T	1.00	0.80	0.66	0.51	1.00	0.81	0.67	0.52	1.00	0.83	0.69	0.54	1.00	1.00	0.71	0.56	1.00	1.00	0.74	0.59	1.00	1.00	0.79	0.64
	ΔT	29	27	20	17	25	23	20	17	25	23	20	17	25	23	20	17	25	23	20	17	26	24	21	18
	kW	1.04	1.07	1.07	1.08	1.20	1.20	1.20	1.21	1.36	1.35	1.35	1.36	1.52	1.52	1.51	1.52	1.70	1.70	1.70	1.71	1.91	1.91	1.91	1.92
	Amps	3.6	3.8	3.9	3.9	4.5	4.5	4.4	4.5	5.1	5.1	5.1	5.1	5.8	5.8	5.8	5.9	6.6	6.6	6.6	6.6	7.5	7.5	7.5	7.6
	Hi PR	243	245	245	249	281	282	283	288	321	322	323	328	364	365	367	371	410	411	413	417	460	461	463	467
	Lo PR	125	127	131	137	134	136	139	144	141	142	146	151	146	148	151	157	152	154	157	162	159	161	164	169
	MBh	16.7	17.4	18.0	18.7	17.1	17.3	17.8	18.6	16.6	16.9	17.4	18.1	15.9	16.1	16.6	17.4	14.9	15.2	15.7	16.4	14.1	14.3	14.8	15.6
	S/T	1.00	0.88	0.74	0.59	1.00	0.89	0.74	0.60	1.00	0.91	0.77	0.62	1.00	1.00	0.79	0.64	1.00	1.00	0.81	0.66	1.00	1.00	0.87	0.72
	ΔT	28	22	19	16	24	22	19	16	24	22	19	16	24	22	19	16	24	22	19	16	25	23	20	17
kW	1.08	1.08	1.07	1.09	1.21	1.21	1.21	1.22	1.36	1.36	1.36	1.37	1.53	1.53	1.52	1.53	1.71	1.71	1.71	1.72	1.92	1.92	1.92	1.93	
Amps	3.8	3.9	3.9	3.9	4.5	4.5	4.5	4.5	5.1	5.1	5.1	5.2	5.9	5.9	5.9	5.9	6.6	6.6	6.6	6.6	7.6	7.6	7.6	7.6	
Hi PR	247	246	248	252	283	284	286	290	323	324	326	330	366	367	369	373	413	414	415	420	462	463	465	469	
Lo PR	127	130	133	139	136	138	141	146	143	145	148	153	149	150	153	159	154	156	159	164	161	163	166	171	
MBh	17.5	17.8	18.3	19.0	17.4	17.6	18.1	18.9	16.9	17.2	17.7	18.4	16.2	16.4	16.9	17.7	15.2	15.5	16.0	16.8	14.4	14.6	15.1	15.9	
S/T	1.00	0.92	0.78	0.63	1.00	0.92	0.78	0.63	1.00	1.00	0.81	0.66	1.00	1.00	0.83	0.68	1.00	1.00	0.85	0.70	1.00	1.00	1.00	0.76	
ΔT	23	21	18	15	23	21	18	15	23	21	18	15	23	21	18	15	23	21	18	15	24	22	19	16	
kW	1.09	1.08	1.08	1.09	1.22	1.22	1.22	1.23	1.37	1.37	1.37	1.38	1.53	1.53	1.53	1.54	1.72	1.71	1.71	1.72	1.93	1.93	1.93	1.94	
Amps	3.9	3.9	3.9	4.0	4.5	4.5	4.5	4.6	5.2	5.2	5.2	5.2	5.9	5.9	5.9	5.9	6.7	6.7	6.7	6.7	7.6	7.6	7.6	7.6	
Hi PR	247	248	250	254	285	287	288	292	325	327	328	332	369	370	371	376	415	416	418	422	465	466	467	472	
Lo PR	131	133	136	141	139	140	143	149	145	147	150	156	151	153	156	161	157	158	161	167	164	165	168	174	
<b>520</b>	MBh	16.3	16.9	18.0	18.7	17.1	17.3	17.8	18.6	16.6	16.9	17.4	18.2	15.9	16.1	16.6	17.4	15.0	15.2	15.7	16.5	14.1	14.3	14.9	15.6
	S/T	1.00	0.91	0.77	0.62	1.00	1.00	0.77	0.62	1.00	1.00	0.80	0.65	1.00	1.00	0.82	0.67	1.00	1.00	0.80	0.69	1.00	1.00	1.00	0.75
	ΔT	33	31	24	20	28	27	24	20	28	27	24	21	28	27	24	20	28	26	23	20	29	27	24	21
	kW	1.04	1.07	1.07	1.08	1.21	1.21	1.20	1.21	1.36	1.36	1.35	1.36	1.52	1.52	1.52	1.53	1.70	1.70	1.70	1.71	1.92	1.91	1.91	1.92
	Amps	3.6	3.8	3.9	3.9	4.5	4.5	4.5	4.5	5.1	5.1	5.1	5.2	5.8	5.8	5.8	5.9	6.6	6.6	6.6	6.7	7.6	7.5	7.5	7.6
	Hi PR	245	246	246	251	282	283	285	289	322	323	325	329	365	366	368	372	411	412	414	418	461	462	464	468
	Lo PR	127	128	133	138	136	138	141	146	143	144	147	153	148	150	153	158	154	155	159	164	161	162	166	171
	MBh	16.9	17.7	18.2	19.0	17.3	17.6	18.1	18.9	16.9	17.1	17.6	18.4	16.1	16.4	16.9	17.7	15.2	15.5	16.0	16.7	14.4	14.6	15.1	15.9
	S/T	1.00	0.98	0.84	0.69	1.00	1.00	0.85	0.70	1.00	1.00	0.88	0.73	1.00	1.00	0.90	0.75	1.00	1.00	1.00	0.77	1.00	1.00	1.00	0.82
	ΔT	31	25	22	19	27	25	22	19	27	26	23	19	27	25	22	19	27	25	22	19	28	26	23	20
kW	1.08	1.08	1.08	1.09	1.22	1.21	1.21	1.22	1.37	1.36	1.36	1.37	1.53	1.53	1.53	1.54	1.71	1.71	1.71	1.72	1.92	1.92	1.92	1.93	
Amps	3.8	3.9	3.9	4.0	4.5	4.5	4.5	4.5	5.2	5.2	5.1	5.2	5.9	5.9	5.9	5.9	6.7	6.7	6.6	6.7	7.6	7.6	7.6	7.6	
Hi PR	248	247	249	253	284	285	287	291	324	325	327	331	367	368	370	374	414	415	417	421	463	464	466	470	
Lo PR	129	132	135	141	138	140	143	148	145	146	150	155	151	152	155	161	156	158	161	166	163	165	168	173	
MBh	17.8	18.1	18.6	19.3	17.7	17.9	18.4	19.2	17.2	17.5	18.0	18.7	16.5	16.7	17.2	18.0	15.5	15.8	16.3	17.0	14.7	14.9	15.4	16.2	
S/T	1.00	1.00	0.88	0.73	1.00	1.00	0.89	0.74	1.00	1.00	0.91	0.77	1.00	1.00	0.93	0.79	1.00	1.00	1.00	0.81	1.00	1.00	1.00	0.86	
ΔT	26	25	21	18	26	24	21	18	26	25	22	18	26	24	21	18	26	24	21	18	27	25	22	19	
kW	1.09	1.09	1.08	1.09	1.22	1.22	1.22	1.23	1.37	1.37	1.37	1.38	1.54	1.53	1.53	1.54	1.72	1.72	1.71	1.72	1.93	1.93	1.93	1.94	
Amps	4.0	3.9	3.9	4.0	4.5	4.5	4.5	4.6	5.2	5.2	5.2	5.2	5.9	5.9	5.9	5.9	6.7	6.7	6.7	6.7	7.6	7.6	7.6	7.6	
Hi PR	248	249	251	255	287	288	289	294	327	328	329	334	370	371	372	377	416	417	419	423	466	467	469	473	
Lo PR	133	134	138	143	141	142	145	151	147	149	152	157	153	155	158	163	159	160	163	169	166	167	170	176	

IDB\*: Entering Indoor Dry Bulb Temperature  
 High and low pressures are measured at the liquid and suction service valves.  
 Airflow may vary depending on actual ambient conditions and system operation modes.

Shaded area is AHRI conditions  
 kW = Total system power  
 Amps = outdoor unit amps

EXPANDED COOLING DATA — DZ6VSA2410A\* / DFVE24BP1400A\*

IDB*	OUTDOOR AMBIENT TEMPERATURE																								
	65°F				75°F				85°F				95°F				105°F				115°F				
	AIRFLOW	59	63	67	71	59	63	67	71	59	63	67	71	59	63	67	71	59	63	67	71	59	63	67	71
<b>680</b>	MBh	21.2	22.3	23.5	-	22.3	22.6	23.3	-	21.7	22.1	22.7	-	20.7	21.0	21.7	-	19.5	19.8	20.5	-	18.4	18.7	19.3	-
	S/T	0.61	0.53	0.39	-	0.61	0.53	0.40	-	0.64	0.56	0.42	-	0.66	0.58	0.44	-	1.00	0.60	0.46	-	1.00	0.66	0.52	-
	ΔT	20	19	13	-	18	16	13	-	18	16	13	-	18	16	13	-	18	16	13	-	19	17	14	-
	kW	1.44	1.50	1.53	-	1.73	1.73	1.73	-	1.95	1.95	1.95	-	2.19	2.19	2.19	-	2.46	2.46	2.45	-	2.77	2.77	2.76	-
	Amps	5.1	5.3	5.5	-	6.4	6.4	6.4	-	7.3	7.3	7.3	-	8.4	8.4	8.4	-	9.5	9.5	9.5	-	10.9	10.9	10.9	-
	Hi PR	256	259	264	-	302	303	305	-	345	346	348	-	391	393	394	-	442	443	445	-	495	496	498	-
	Lo PR	121	122	127	-	130	131	134	-	136	138	141	-	142	143	146	-	147	148	152	-	154	155	158	-
	MBh	22.3	23.2	23.9	-	22.7	23.0	23.7	-	22.1	22.4	23.1	-	21.1	21.4	22.1	-	19.8	20.2	20.8	-	18.7	19.0	19.7	-
	S/T	0.68	0.61	0.47	-	0.69	0.61	0.47	-	0.72	0.64	0.50	-	1.00	0.66	0.52	-	1.00	0.68	0.54	-	1.00	0.73	0.59	-
	ΔT	19	15	12	-	17	15	12	-	17	15	12	-	17	15	12	-	16	15	12	-	17	16	13	-
kW	1.52	1.55	1.54	-	1.74	1.74	1.74	-	1.96	1.96	1.96	-	2.20	2.20	2.20	-	2.47	2.47	2.46	-	2.78	2.78	2.78	-	
Amps	5.4	5.6	5.6	-	6.4	6.4	6.4	-	7.4	7.4	7.4	-	8.4	8.4	8.4	-	9.6	9.6	9.6	-	10.9	10.9	10.9	-	
Hi PR	261	264	266	-	305	306	308	-	348	349	351	-	394	395	397	-	444	445	447	-	498	499	501	-	
Lo PR	123	126	129	-	132	133	136	-	138	140	143	-	144	145	148	-	149	151	154	-	156	157	161	-	
MBh	23.3	23.6	24.3	-	23.1	23.4	24.1	-	22.5	22.8	23.5	-	21.5	21.8	22.5	-	20.3	20.6	21.3	-	19.1	19.5	20.1	-	
S/T	0.72	0.64	0.51	-	0.73	0.65	0.51	-	0.76	0.68	0.54	-	1.00	0.70	0.56	-	1.00	0.72	0.58	-	1.00	0.77	0.63	-	
ΔT	16	14	11	-	16	14	11	-	16	14	11	-	16	14	11	-	15	14	11	-	16	15	12	-	
kW	1.56	1.56	1.55	-	1.76	1.75	1.75	-	1.98	1.97	1.97	-	2.21	2.21	2.21	-	2.48	2.48	2.47	-	2.79	2.79	2.79	-	
Amps	5.6	5.6	5.6	-	6.5	6.5	6.5	-	7.4	7.4	7.4	-	8.5	8.5	8.5	-	9.6	9.6	9.6	-	11.0	11.0	11.0	-	
Hi PR	266	267	269	-	307	308	310	-	350	351	353	-	397	398	400	-	447	448	450	-	500	501	503	-	
Lo PR	127	128	131	-	134	136	139	-	141	142	145	-	146	148	151	-	152	153	156	-	158	160	163	-	
<b>680</b>	MBh	21.3	22.3	23.5	24.6	22.3	22.7	23.3	24.4	21.8	22.1	22.7	23.8	20.7	21.1	21.7	22.8	19.5	19.8	20.5	21.5	18.4	18.7	19.4	20.4
	S/T	0.75	0.66	0.52	0.37	0.75	0.67	0.53	0.38	1.00	0.69	0.55	0.41	1.00	0.71	0.57	0.43	1.00	0.74	0.60	0.45	1.00	1.00	0.65	0.50
	ΔT	24	23	17	14	21	20	17	14	22	20	17	14	21	20	17	13	21	19	16	13	22	20	17	14
	kW	1.44	1.50	1.53	1.54	1.73	1.73	1.73	1.74	1.95	1.95	1.95	1.96	2.19	2.19	2.18	2.20	2.46	2.45	2.45	2.47	2.77	2.77	2.76	2.78
	Amps	5.1	5.3	5.5	5.6	6.4	6.4	6.4	6.4	7.3	7.3	7.3	7.4	8.4	8.4	8.3	8.4	9.5	9.5	9.5	9.6	10.9	10.9	10.9	10.9
	Hi PR	257	260	264	268	302	303	305	310	345	346	348	353	392	393	395	399	442	443	445	449	495	496	498	503
	Lo PR	121	122	127	132	130	131	134	139	136	138	141	146	142	143	146	151	147	148	152	157	154	155	158	164
	MBh	22.3	23.2	23.9	24.9	22.7	23.0	23.7	24.7	22.1	22.4	23.1	24.1	21.1	21.4	22.1	23.1	19.8	20.2	20.8	21.9	18.7	19.0	19.7	20.7
	S/T	0.82	0.74	0.60	0.45	0.82	0.74	0.61	0.46	1.00	0.77	0.63	0.48	1.00	0.79	0.65	0.50	1.00	0.81	0.67	0.53	1.00	1.00	0.73	0.58
	ΔT	23	19	15	12	20	18	15	12	20	19	16	13	20	18	15	12	20	18	15	12	21	19	16	13
kW	1.52	1.54	1.54	1.56	1.74	1.74	1.74	1.75	1.96	1.96	1.96	1.97	2.20	2.20	2.20	2.21	2.47	2.47	2.46	2.48	2.78	2.78	2.78	2.79	
Amps	5.4	5.6	5.6	5.6	6.4	6.4	6.4	6.5	7.4	7.4	7.4	7.4	8.4	8.4	8.4	8.5	9.6	9.6	9.6	9.6	10.9	10.9	10.9	11.0	
Hi PR	261	265	267	271	305	306	308	312	348	349	351	355	394	396	397	402	445	446	447	452	498	499	501	506	
Lo PR	123	126	129	134	132	133	136	142	138	140	143	148	144	145	148	154	149	151	154	159	156	157	161	166	
MBh	23.3	23.7	24.3	25.4	23.1	23.4	24.1	25.2	22.5	22.9	23.5	24.6	21.5	21.8	22.5	23.5	20.3	20.6	21.3	22.3	19.2	19.5	20.1	21.2	
S/T	0.86	0.78	0.64	0.49	1.00	0.78	0.64	0.50	1.00	0.81	0.67	0.52	1.00	0.83	0.69	0.54	1.00	0.85	0.71	0.57	1.00	1.00	0.77	0.62	
ΔT	19	18	15	11	19	18	14	11	19	18	15	12	19	17	14	11	19	17	14	11	20	18	15	12	
kW	1.56	1.56	1.55	1.57	1.75	1.75	1.75	1.76	1.97	1.97	1.97	1.98	2.21	2.21	2.21	2.22	2.48	2.48	2.47	2.49	2.79	2.79	2.79	2.80	
Amps	5.6	5.6	5.6	5.7	6.5	6.5	6.5	6.5	7.4	7.4	7.4	7.5	8.5	8.5	8.4	8.5	9.6	9.6	9.6	9.7	11.0	11.0	11.0	11.0	
Hi PR	266	267	269	274	307	308	310	315	351	352	353	358	397	398	400	405	447	448	450	455	501	502	504	508	
Lo PR	127	128	131	137	134	136	139	144	141	142	145	150	146	148	151	156	152	153	156	161	158	160	163	168	

IDB\*: Entering Indoor Dry Bulb Temperature  
 High and low pressures are measured at the liquid and suction service valves.  
 Airflow may vary depending on actual ambient conditions and system operation modes.

Shaded area is ACCA (TVA) conditions  
 kW = Total system power  
 Amps = outdoor unit amps

EXPANDED COOLING DATA — DZ6VSA2410A\* / DFVE24BP1400A\* (CONT.)

IDB*	AIRFLOW	OUTDOOR AMBIENT TEMPERATURE																							
		65°F				75°F				85°F				95°F				105°F				115°F			
		59	63	67	71	59	63	67	71	59	63	67	71	59	63	67	71	59	63	67	71	59	63	67	71
80	MBh	21.4	22.4	23.7	24.7	22.5	22.8	23.5	24.5	21.9	22.2	22.9	23.9	20.9	21.2	21.8	22.9	19.6	19.9	20.6	21.6	18.5	18.8	19.5	20.5
	S/T	0.88	0.79	0.65	0.50	1.00	0.80	0.66	0.51	1.00	0.82	0.68	0.54	1.00	0.84	0.70	0.56	1.00	1.00	0.73	0.58	1.00	1.00	0.78	0.63
	ΔT	29	27	20	17	25	23	20	17	25	24	20	17	25	23	20	17	25	23	20	17	26	24	21	18
	KW	1.44	1.50	1.53	1.55	1.73	1.73	1.73	1.74	1.95	1.95	1.95	1.96	2.19	2.19	2.19	2.20	2.46	2.45	2.45	2.47	2.77	2.77	2.76	2.78
	Amps	5.1	5.3	5.5	5.6	6.4	6.4	6.4	6.4	7.3	7.3	7.3	7.4	8.4	8.4	8.4	8.4	9.5	9.5	9.5	9.6	10.9	10.9	10.9	10.9
	Hi PR	257	260	264	269	303	304	306	310	346	347	349	353	392	393	395	400	442	443	445	450	496	497	499	503
	Lo PR	122	123	127	132	130	132	135	140	137	138	141	146	142	144	147	152	148	149	152	157	154	156	159	164
	MBh	22.4	23.3	24.0	25.0	22.8	23.1	23.8	24.8	22.2	22.5	23.2	24.2	21.2	21.5	22.2	23.2	20.0	20.3	21.0	22.0	18.8	19.2	19.8	20.9
	S/T	1.00	0.87	0.73	0.58	1.00	0.87	0.73	0.59	1.00	0.90	0.76	0.61	1.00	1.00	0.78	0.63	1.00	1.00	0.80	0.66	1.00	1.00	0.86	0.71
	ΔT	27	22	19	16	24	22	19	16	24	22	19	16	24	22	19	16	23	22	19	16	24	23	20	17
KW	1.52	1.55	1.54	1.56	1.74	1.74	1.74	1.75	1.96	1.96	1.96	1.97	2.20	2.20	2.20	2.21	2.47	2.47	2.46	2.48	2.78	2.78	2.78	2.79	
Amps	5.4	5.6	5.6	5.6	6.4	6.4	6.4	6.5	7.4	7.4	7.4	7.4	8.4	8.4	8.4	8.5	9.6	9.6	9.6	9.6	10.9	10.9	10.9	11.0	
Hi PR	262	265	267	272	305	306	308	313	348	350	351	356	395	395	396	402	445	446	448	453	498	500	501	506	
Lo PR	123	126	129	135	132	134	137	142	139	140	143	149	144	146	149	154	150	151	154	160	156	158	161	166	
MBh	23.4	23.8	24.4	25.5	23.2	23.6	24.2	25.3	22.7	23.0	23.7	24.7	21.6	22.0	22.6	23.7	20.4	20.7	21.4	22.4	19.3	19.6	20.3	21.3	
S/T	1.00	0.91	0.77	0.62	1.00	0.91	0.77	0.63	1.00	0.94	0.80	0.65	1.00	1.00	0.82	0.67	1.00	1.00	0.84	0.70	1.00	1.00	0.89	0.75	
ΔT	23	21	18	15	23	21	18	15	23	21	18	15	23	21	18	15	22	21	18	15	24	22	19	16	
KW	1.56	1.56	1.55	1.57	1.75	1.75	1.75	1.76	1.97	1.97	1.97	1.99	2.21	2.21	2.21	2.22	2.48	2.48	2.47	2.49	2.79	2.79	2.79	2.80	
Amps	5.6	5.6	5.6	5.7	6.5	6.5	6.5	6.5	7.4	7.4	7.4	7.5	8.5	8.5	8.4	8.5	9.6	9.6	9.6	9.7	11.0	11.0	11.0	11.0	
Hi PR	267	268	270	274	308	309	311	315	351	352	354	359	397	399	400	405	448	449	451	455	501	502	504	509	
Lo PR	127	129	132	137	135	136	139	144	141	143	146	151	147	148	151	157	152	154	157	162	159	160	164	169	
MBh	21.7	22.8	24.0	25.1	22.8	23.2	23.8	24.9	22.3	22.6	23.2	24.3	21.2	21.6	22.2	23.3	20.0	20.3	21.0	22.0	18.9	19.2	19.9	20.9	
S/T	1.00	0.89	0.75	0.61	1.00	0.90	0.76	0.61	1.00	1.00	0.79	0.64	1.00	1.00	0.81	0.66	1.00	1.00	0.83	0.68	1.00	1.00	1.00	0.74	
ΔT	32	30	23	20	28	26	23	20	28	27	24	21	28	26	23	20	28	26	23	20	29	27	24	21	
KW	1.44	1.51	1.53	1.55	1.74	1.73	1.73	1.75	1.96	1.95	1.95	1.97	2.19	2.19	2.19	2.20	2.46	2.46	2.46	2.47	2.77	2.77	2.77	2.78	
Amps	5.1	5.4	5.5	5.6	6.4	6.4	6.4	6.4	7.4	7.3	7.3	7.4	8.4	8.4	8.4	8.4	9.5	9.5	9.5	9.6	10.9	10.9	10.9	10.9	
Hi PR	258	261	266	270	304	305	307	311	347	348	350	354	393	395	396	401	444	445	447	451	497	498	500	505	
Lo PR	124	125	129	134	132	133	137	142	138	140	143	148	144	145	149	154	149	151	154	159	156	158	161	166	
MBh	22.8	23.7	24.4	25.4	23.2	23.5	24.2	25.2	22.6	22.9	23.6	24.6	21.6	21.9	22.6	23.6	20.3	20.7	21.3	22.4	19.2	19.5	20.2	21.2	
S/T	1.00	0.97	0.83	0.69	1.00	1.00	0.84	0.69	1.00	1.00	0.86	0.72	1.00	1.00	0.88	0.74	1.00	1.00	0.91	0.76	1.00	1.00	1.00	0.81	
ΔT	31	25	22	19	27	25	22	19	27	25	22	19	27	25	22	19	27	25	22	19	28	26	23	20	
KW	1.52	1.55	1.55	1.56	1.75	1.75	1.74	1.76	1.97	1.97	1.96	1.98	2.21	2.21	2.20	2.22	2.47	2.47	2.47	2.48	2.79	2.78	2.78	2.80	
Amps	5.4	5.6	5.6	5.6	6.5	6.4	6.4	6.5	7.4	7.4	7.4	7.5	8.4	8.4	8.4	8.5	9.6	9.6	9.6	9.6	11.0	11.0	10.9	11.0	
Hi PR	263	266	268	273	306	308	309	314	350	351	353	357	396	397	399	404	446	447	449	454	500	501	503	507	
Lo PR	125	128	131	136	134	136	139	144	141	142	145	150	146	148	151	156	152	153	156	161	158	160	163	168	
MBh	23.8	24.1	24.8	25.9	23.6	23.9	24.6	25.7	23.0	23.4	24.0	25.1	22.0	22.3	23.0	24.0	20.8	21.1	21.8	22.8	19.7	20.0	20.6	21.7	
S/T	1.00	1.00	0.87	0.72	1.00	1.00	0.88	0.73	1.00	1.00	0.90	0.76	1.00	1.00	0.92	0.78	1.00	1.00	1.00	0.80	1.00	1.00	1.00	0.85	
ΔT	26	24	21	18	26	24	21	18	26	25	21	18	26	24	21	18	26	24	21	18	27	25	22	19	
KW	1.56	1.56	1.56	1.57	1.76	1.76	1.75	1.77	1.98	1.98	1.97	1.99	2.22	2.22	2.21	2.23	2.48	2.48	2.48	2.49	2.80	2.79	2.79	2.81	
Amps	5.6	5.6	5.6	5.7	6.5	6.5	6.5	6.5	7.5	7.4	7.4	7.5	8.5	8.5	8.5	8.5	9.6	9.6	9.6	9.7	11.0	11.0	11.0	11.0	
Hi PR	268	269	271	275	309	310	312	317	352	353	355	360	399	400	402	406	449	450	452	456	502	503	505	510	
Lo PR	129	131	134	139	136	138	141	146	143	145	148	153	149	150	153	158	154	155	159	164	161	162	165	171	

IDB\*: Entering Indoor Dry Bulb Temperature  
 High and low pressures are measured at the liquid and suction service valves.  
 Airflow may vary depending on actual ambient conditions and system operation modes.

Shaded area is AHRI conditions  
 kW = Total system power  
 Amps = outdoor unit amps



EXPANDED COOLING DATA — DZ6VSA3010A\* / DFVE36CP1400A\*

IDB*	OUTDOOR AMBIENT TEMPERATURE																									
	65°F				75°F				85°F				95°F				105°F				115°F					
	AIRFLOW		59	63	67	71	59	63	67	71	59	63	67	71	59	63	67	71	59	63	67	71	59	63	67	71
<b>70</b>	<b>860</b>	MBh	25.8	27.5	29.5	-	28.0	28.4	29.2	-	27.2	27.6	28.5	-	26.0	26.4	27.2	-	24.4	24.8	25.6	-	23.0	23.4	24.2	-
		S/T	0.61	0.54	0.38	-	0.61	0.53	0.39	-	0.63	0.55	0.42	-	1.00	0.57	0.44	-	1.00	0.60	0.46	-	1.00	0.65	0.51	-
		ΔT	20	18	13	-	17	16	13	-	18	16	13	-	17	16	13	-	17	16	13	-	18	17	14	-
		kW	1.71	1.87	1.97	-	2.22	2.22	2.22	-	2.50	2.50	2.49	-	2.80	2.80	2.79	-	3.13	3.13	3.13	-	3.53	3.53	3.52	-
		Amps	6.1	6.6	7.0	-	8.1	8.1	8.1	-	9.3	9.3	9.3	-	10.6	10.6	10.6	-	12.1	12.1	12.1	-	13.8	13.8	13.8	-
	Hi PR	265	269	274	-	314	315	317	-	358	360	362	-	407	408	410	-	459	460	462	-	514	516	517	-	
	Lo PR	124	125	129	-	132	133	136	-	138	140	143	-	144	145	149	-	149	151	154	-	156	158	161	-	
	MBh	27.5	29.1	29.9	-	28.4	28.8	29.6	-	27.7	28.1	28.9	-	26.4	26.8	27.6	-	24.8	25.2	26.1	-	23.4	23.8	24.7	-	
	S/T	0.69	0.60	0.46	-	0.68	0.60	0.47	-	0.71	0.63	0.49	-	1.00	0.65	0.51	-	1.00	0.67	0.53	-	1.00	0.72	0.59	-	
	ΔT	19	15	12	-	16	15	12	-	16	15	12	-	16	15	12	-	16	14	11	-	17	15	12	-	
kW	1.88	1.99	1.98	-	2.24	2.24	2.23	-	2.51	2.51	2.51	-	2.81	2.81	2.81	-	3.15	3.15	3.14	-	3.54	3.54	3.54	-		
Amps	6.7	7.1	7.1	-	8.2	8.2	8.2	-	9.4	9.4	9.4	-	10.7	10.7	10.7	-	12.2	12.1	12.1	-	13.9	13.9	13.8	-		
Hi PR	271	275	277	-	316	318	319	-	361	362	364	-	409	411	413	-	462	463	465	-	517	518	520	-		
Lo PR	125	128	131	-	134	135	138	-	140	142	145	-	146	148	151	-	151	153	156	-	158	160	163	-		
MBh	29.2	29.6	30.4	-	28.9	29.3	30.2	-	28.2	28.6	29.4	-	26.9	27.3	28.2	-	25.4	25.8	26.6	-	24.0	24.4	25.2	-		
S/T	0.71	0.64	0.50	-	0.72	0.64	0.51	-	0.75	0.67	0.53	-	1.00	0.69	0.55	-	1.00	0.71	0.57	-	1.00	0.76	0.62	-		
ΔT	15	14	11	-	15	14	11	-	16	14	11	-	15	14	11	-	15	13	10	-	16	14	11	-		
kW	2.00	2.00	2.00	-	2.25	2.25	2.24	-	2.53	2.53	2.52	-	2.83	2.83	2.82	-	3.16	3.16	3.16	-	3.56	3.55	3.55	-		
Amps	7.2	7.2	7.1	-	8.2	8.2	8.2	-	9.5	9.4	9.4	-	10.8	10.7	10.7	-	12.2	12.2	12.2	-	13.9	13.9	13.9	-		
Hi PR	276	277	279	-	319	320	322	-	364	365	367	-	412	413	415	-	464	465	467	-	520	521	523	-		
Lo PR	129	130	133	-	136	138	141	-	143	144	148	-	148	150	153	-	154	155	159	-	161	162	165	-		
<b>75</b>	<b>860</b>	MBh	25.8	27.5	29.5	30.8	28.0	28.4	29.2	30.5	27.2	27.6	28.5	29.8	26.0	26.4	27.2	28.5	24.4	24.8	25.7	27.0	23.0	23.4	24.2	25.5
		S/T	0.75	0.67	0.52	0.37	0.74	0.66	0.52	0.38	1.00	0.69	0.55	0.40	1.00	0.70	0.57	0.42	1.00	0.73	0.59	0.44	1.00	1.00	0.64	0.50
		ΔT	24	22	16	13	21	19	16	13	21	20	17	13	21	19	16	13	21	19	16	13	22	20	17	14
		kW	1.71	1.87	1.97	1.98	2.22	2.22	2.21	2.23	2.50	2.50	2.49	2.51	2.80	2.80	2.79	2.81	3.13	3.13	3.13	3.15	3.53	3.52	3.52	3.54
		Amps	6.1	6.6	7.0	7.1	8.1	8.1	8.1	8.2	9.3	9.3	9.3	9.4	10.6	10.6	10.6	10.7	12.1	12.1	12.1	12.1	13.8	13.8	13.8	13.8
	Hi PR	265	269	274	279	314	315	317	322	359	360	362	366	407	408	410	415	459	460	462	467	515	516	518	522	
	Lo PR	124	125	129	134	132	133	136	142	138	140	143	148	144	145	149	154	149	151	154	159	156	158	161	166	
	MBh	27.5	29.1	29.9	31.2	28.4	28.8	29.7	31.0	27.7	28.1	28.9	30.2	26.4	<b>26.8</b>	27.7	28.9	24.9	25.3	26.1	27.4	23.4	23.8	24.7	26.0	
	S/T	0.83	0.73	0.59	0.45	1.00	0.74	0.60	0.45	1.00	0.76	0.62	0.48	1.00	<b>0.78</b>	0.64	0.50	1.00	0.80	0.67	0.52	1.00	1.00	0.72	0.57	
	ΔT	23	18	15	12	20	18	15	12	20	18	15	12	20	<b>18</b>	15	12	20	18	15	12	21	19	16	13	
kW	1.88	1.99	1.98	2.00	2.24	2.23	2.23	2.25	2.51	2.51	2.51	2.53	2.81	<b>2.81</b>	2.81	2.83	3.15	3.15	3.14	3.16	3.54	3.54	3.54	3.55		
Amps	6.6	7.1	7.1	7.2	8.2	8.2	8.2	8.2	9.4	9.4	9.4	9.4	10.7	<b>10.7</b>	10.7	10.7	12.1	12.1	12.1	12.2	13.9	13.9	13.8	13.9		
Hi PR	271	275	277	282	317	318	320	324	361	363	365	369	410	<b>411</b>	413	418	462	463	465	470	517	519	520	525		
Lo PR	125	128	131	136	134	135	138	144	140	142	145	150	146	<b>148</b>	151	156	152	153	156	162	158	160	163	168		
MBh	29.2	29.6	30.5	31.7	29.0	29.4	30.2	31.5	28.2	28.6	29.5	30.8	26.9	27.3	28.2	29.5	25.4	25.8	26.6	27.9	24.0	24.4	25.2	26.5		
S/T	0.84	0.77	0.63	0.48	1.00	0.77	0.64	0.49	1.00	0.80	0.66	0.52	1.00	0.82	0.68	0.54	1.00	1.00	0.70	0.56	1.00	1.00	0.76	0.61		
ΔT	19	17	14	11	19	17	14	11	19	17	14	11	19	17	14	11	19	17	14	11	20	18	15	12		
kW	2.00	2.00	1.99	2.01	2.25	2.25	2.24	2.26	2.53	2.52	2.52	2.54	2.83	2.82	2.82	2.84	3.16	3.16	3.15	3.17	3.55	3.55	3.55	3.57		
Amps	7.2	7.2	7.1	7.2	8.2	8.2	8.2	8.3	9.4	9.4	9.4	9.5	10.7	10.7	10.7	10.8	12.2	12.2	12.2	12.3	13.9	13.9	13.9	14.0		
Hi PR	276	278	280	284	319	320	322	327	364	365	367	372	412	414	415	420	464	466	468	472	520	521	523	528		
Lo PR	129	130	133	139	136	138	141	146	143	144	148	153	148	150	153	158	154	155	159	164	161	162	166	171		

kW = Total system power  
Amps = outdoor unit amps

Shaded area is ACCA (TVA) conditions

IDB\*: Entering Indoor Dry Bulb Temperature  
High and low pressures are measured at the liquid and suction service valves.  
Airflow may vary depending on actual ambient conditions and system operation modes.

EXPANDED COOLING DATA — DZ6VSA3010A\* / DFVE36CP1400A\* (CONT.)

IDB*	AIRFLOW	OUTDOOR AMBIENT TEMPERATURE																							
		65°F				75°F				85°F				95°F				105°F				115°F			
		59	63	67	71	59	63	67	71	59	63	67	71	59	63	67	71	59	63	67	71	59	63	67	71
<b>80</b>	MBh	25.9	27.6	29.6	30.9	28.1	28.5	29.4	30.7	27.4	27.8	28.6	29.9	26.1	26.5	27.4	28.7	24.6	25.0	25.8	27.1	23.2	23.5	24.4	25.7
	S/T	1.00	0.80	0.64	0.50	1.00	0.79	0.65	0.50	1.00	0.81	0.67	0.53	1.00	1.00	0.69	0.55	1.00	1.00	0.72	0.57	1.00	1.00	0.77	0.62
	ΔT	28	26	20	17	24	23	20	17	25	23	20	17	24	23	20	17	24	23	20	17	25	24	21	18
	kW	1.71	1.87	1.97	1.99	2.22	2.22	2.22	2.23	2.50	2.50	2.49	2.51	2.80	2.80	2.79	2.81	3.13	3.13	3.13	3.15	3.53	3.52	3.52	3.54
	Amps	6.1	6.6	7.0	7.1	8.1	8.1	8.1	8.2	9.3	9.3	9.3	9.4	10.6	10.6	10.6	10.7	12.1	12.1	12.1	12.1	13.8	13.8	13.8	13.9
	Hi PR	266	270	275	279	314	316	317	322	359	360	362	367	407	409	411	415	460	461	463	467	515	516	518	523
	Lo PR	124	125	129	135	132	134	137	142	139	140	143	149	144	146	149	154	150	151	155	160	157	158	161	167
	MBh	27.7	29.2	30.1	31.4	28.6	29.0	29.8	31.1	27.8	28.2	29.1	30.4	26.6	27.0	<b>27.8</b>	29.1	25.0	25.4	26.2	27.5	23.6	24.0	24.8	26.1
	S/T	1.00	0.86	0.72	0.57	1.00	0.86	0.73	0.58	1.00	0.89	0.75	0.61	1.00	1.00	<b>0.77</b>	0.63	1.00	1.00	0.79	0.65	1.00	1.00	0.84	0.70
	ΔT	27	22	19	16	23	22	19	16	23	22	19	16	23	22	<b>19</b>	16	23	21	18	15	24	22	19	16
	kW	1.88	1.99	1.98	2.00	2.24	2.24	2.23	2.25	2.51	2.51	2.51	2.53	2.81	2.81	<b>2.81</b>	2.83	3.15	3.15	3.14	3.16	3.54	3.54	3.54	3.56
	Amps	6.7	7.1	7.1	7.2	8.2	8.2	8.2	8.2	9.4	9.4	9.4	9.4	10.7	10.7	<b>10.7</b>	10.8	12.2	12.2	12.1	12.2	13.9	13.9	13.8	13.9
Hi PR	271	275	277	282	317	318	320	325	362	363	365	370	410	411	<b>413</b>	418	462	463	465	470	518	519	521	526	
Lo PR	126	128	131	137	134	136	139	144	141	142	146	151	147	148	<b>151</b>	157	152	154	157	162	159	160	164	169	
MBh	29.4	29.8	30.6	31.9	29.1	29.5	30.3	31.6	28.4	28.8	29.6	30.9	27.1	27.5	28.3	29.6	25.5	25.9	26.8	28.1	24.1	24.5	25.4	26.7	
S/T	1.00	0.89	0.76	0.61	1.00	0.90	0.76	0.62	1.00	0.93	0.79	0.64	1.00	1.00	0.81	0.66	1.00	1.00	0.83	0.69	1.00	1.00	0.88	0.74	
ΔT	22	21	18	15	22	21	18	15	23	21	18	15	22	21	18	15	22	20	18	14	23	21	19	15	
kW	2.00	2.00	2.00	2.01	2.25	2.25	2.24	2.26	2.53	2.52	2.52	2.54	2.83	2.82	2.82	2.84	3.16	3.16	3.16	3.17	3.56	3.55	3.55	3.57	
Amps	7.2	7.2	7.1	7.2	8.2	8.2	8.2	8.3	9.4	9.4	9.4	9.5	10.8	10.7	10.7	10.8	12.2	12.2	12.2	12.3	13.9	13.9	13.9	14.0	
Hi PR	277	278	280	285	320	321	323	328	365	366	368	372	413	414	416	421	465	466	468	473	520	522	524	528	
Lo PR	129	131	134	139	137	138	141	147	143	145	148	153	149	151	154	159	154	156	159	164	161	163	166	171	
<b>85</b>	MBh	26.4	28.1	30.1	31.4	28.6	29.0	29.9	31.1	27.9	28.3	29.1	30.4	26.6	27.0	27.8	29.1	25.0	25.4	26.3	27.6	23.6	24.0	24.9	26.2
	S/T	1.00	0.91	0.75	0.60	1.00	1.00	0.75	0.61	1.00	1.00	0.78	0.63	1.00	1.00	0.80	0.65	1.00	1.00	0.82	0.67	1.00	1.00	1.00	0.73
	ΔT	32	30	23	20	28	26	23	20	28	26	23	20	28	26	23	20	27	26	23	20	28	27	24	21
	kW	1.72	1.87	1.97	1.99	2.23	2.22	2.22	2.24	2.50	2.50	2.50	2.52	2.80	2.80	2.80	2.82	3.14	3.14	3.13	3.15	3.53	3.53	3.53	3.54
	Amps	6.1	6.6	7.0	7.1	8.1	8.1	8.1	8.2	9.3	9.3	9.3	9.4	10.7	10.6	10.6	10.7	12.1	12.1	12.1	12.2	13.8	13.8	13.8	13.9
	Hi PR	267	271	276	281	316	317	319	323	360	362	364	368	409	410	412	417	461	462	464	469	516	518	519	524
	Lo PR	126	127	131	136	134	136	139	144	141	142	145	151	146	148	151	156	152	153	156	162	159	160	163	169
	MBh	28.1	29.7	30.5	31.8	29.0	29.4	30.3	31.6	28.3	28.7	29.5	30.8	27.0	27.4	28.3	29.6	25.5	25.9	26.7	28.0	24.1	24.5	25.3	26.6
	S/T	1.00	0.96	0.82	0.68	1.00	1.00	0.83	0.68	1.00	1.00	0.85	0.71	1.00	1.00	0.87	0.73	1.00	1.00	1.00	0.75	1.00	1.00	1.00	0.80
	ΔT	30	25	22	19	26	25	22	19	27	25	22	19	26	25	22	19	26	25	22	19	27	26	23	20
	kW	1.89	1.99	1.99	2.01	2.24	2.24	2.24	2.25	2.52	2.52	2.51	2.53	2.82	2.82	2.81	2.83	3.15	3.15	3.15	3.17	3.55	3.55	3.54	3.56
	Amps	6.7	7.1	7.1	7.2	8.2	8.2	8.2	8.3	9.4	9.4	9.4	9.5	10.7	10.7	10.7	10.8	12.2	12.2	12.1	12.2	13.9	13.9	13.9	13.9
Hi PR	273	277	279	283	318	320	321	326	363	364	366	371	411	413	415	419	464	465	467	471	519	520	522	527	
Lo PR	128	130	133	139	136	138	141	146	143	144	148	153	148	150	153	158	154	155	159	164	161	162	166	171	
MBh	29.8	30.2	31.1	32.4	29.6	30.0	30.8	32.1	28.8	29.2	30.1	31.4	27.6	28.0	28.8	30.1	26.0	26.4	27.3	28.6	24.6	25.0	25.8	27.1	
S/T	1.00	1.00	0.86	0.71	1.00	1.00	0.87	0.72	1.00	1.00	0.89	0.75	1.00	1.00	0.91	0.77	1.00	1.00	1.00	0.79	1.00	1.00	1.00	0.84	
ΔT	25	24	21	18	25	24	21	18	26	24	21	18	25	24	21	18	25	24	21	18	26	25	22	19	
kW	2.01	2.00	2.00	2.02	2.25	2.25	2.25	2.27	2.53	2.53	2.53	2.54	2.83	2.83	2.83	2.84	3.17	3.16	3.16	3.18	3.56	3.56	3.55	3.57	
Amps	7.2	7.2	7.2	7.2	8.3	8.3	8.2	8.3	9.5	9.5	9.4	9.5	10.8	10.8	10.7	10.8	12.2	12.2	12.2	12.3	13.9	13.9	13.9	14.0	
Hi PR	278	279	281	286	321	322	324	329	366	367	369	374	414	415	417	422	466	467	469	474	522	523	525	530	
Lo PR	131	133	136	141	139	140	143	149	145	147	150	155	151	152	156	161	156	158	161	166	163	165	168	173	

IDB\*: Entering Indoor Dry Bulb Temperature  
 High and low pressures are measured at the liquid and suction service valves.  
 Airflow may vary depending on actual ambient conditions and system operation modes.  
 Shaded area is AHRI conditions  
 kW = Total system power  
 Amps = outdoor unit amps

EXPANDED COOLING DATA — DZ6VSA3610A\* / DFVE36CP1400A\*

IDB*	AIRFLOW	OUTDOOR AMBIENT TEMPERATURE																							
		65°F				75°F				85°F				95°F				105°F				115°F			
		59	63	67	71	59	63	67	71	59	63	67	71	59	63	67	71	59	63	67	71	59	63	67	71
70	MBh	30.2	32.2	35.6	-	33.8	34.3	35.3	-	32.9	33.4	34.4	-	31.4	31.8	32.9	-	29.5	30.0	31.0	-	27.5	27.9	28.9	-
	S/T	0.63	0.54	0.39	-	0.61	0.53	0.39	-	0.64	0.56	0.42	-	1.00	0.58	0.44	-	1.00	0.60	0.46	-	1.00	0.68	0.53	-
	ΔT	20	18	13	-	17	15	13	-	17	16	13	-	17	15	13	-	17	15	12	-	21	19	16	-
	kW	2.21	2.38	2.71	-	3.06	3.06	3.05	-	3.44	3.44	3.43	-	3.85	3.85	3.84	-	4.31	4.31	4.30	-	4.79	4.79	4.79	-
	Amps	7.7	8.4	9.4	-	10.9	10.9	10.9	-	12.6	12.6	12.6	-	14.4	14.4	14.4	-	16.4	16.4	16.3	-	18.5	18.5	18.5	-
	Hi-PR	275	278	281	-	322	323	325	-	368	369	371	-	418	419	421	-	471	472	474	-	532	533	535	-
	Lo-PR	124	124	128	-	131	133	136	-	138	139	142	-	143	145	148	-	149	150	153	-	153	155	158	-
	MBh	32.2	35.1	36.1	-	34.3	34.8	35.8	-	33.4	33.9	34.9	-	31.9	32.4	33.4	-	30.0	30.5	31.5	-	28.0	28.5	29.5	-
	S/T	0.70	0.61	0.47	-	0.69	0.61	0.47	-	0.72	0.64	0.50	-	1.00	0.66	0.52	-	1.00	0.68	0.54	-	1.00	0.75	0.61	-
	ΔT	18	14	11	-	16	14	11	-	16	14	12	-	16	14	11	-	16	14	11	-	19	18	14	-
kW	2.40	2.74	2.73	-	3.08	3.08	3.07	-	3.46	3.46	3.45	-	3.87	3.87	3.86	-	4.33	4.33	4.32	-	4.81	4.81	4.81	-	
Amps	8.5	9.6	9.5	-	11.0	11.0	11.0	-	12.7	12.7	12.7	-	14.5	14.5	14.4	-	16.5	16.5	16.4	-	18.6	18.6	18.5	-	
Hi-PR	280	282	284	-	325	326	328	-	371	372	374	-	421	422	424	-	474	475	477	-	535	536	538	-	
Lo-PR	125	127	130	-	133	135	138	-	140	141	145	-	145	147	150	-	151	152	156	-	155	157	160	-	
MBh	35.3	35.8	36.8	-	35.0	35.5	36.5	-	34.1	34.6	35.6	-	32.6	33.0	34.1	-	30.7	31.2	32.2	-	28.6	29.1	30.1	-	
S/T	0.72	0.65	0.51	-	0.73	0.65	0.51	-	0.76	0.68	0.54	-	1.00	0.70	0.56	-	1.00	0.72	0.58	-	1.00	0.79	0.65	-	
ΔT	15	13	10	-	15	13	10	-	15	14	11	-	15	13	10	-	15	13	10	-	18	17	13	-	
kW	2.76	2.76	2.75	-	3.10	3.10	3.09	-	3.48	3.47	3.47	-	3.89	3.89	3.88	-	4.35	4.34	4.34	-	4.83	4.83	4.82	-	
Amps	9.6	9.6	9.6	-	11.1	11.1	11.1	-	12.8	12.8	12.7	-	14.6	14.5	14.5	-	16.6	16.5	16.5	-	18.7	18.6	18.6	-	
Hi-PR	284	285	287	-	328	329	331	-	374	375	377	-	423	425	427	-	477	478	480	-	537	539	541	-	
Lo-PR	128	130	133	-	136	137	140	-	142	144	147	-	148	149	153	-	153	155	158	-	158	159	162	-	
75	MBh	30.2	32.2	35.6	37.2	33.8	34.3	35.3	36.9	32.9	33.4	34.4	36.0	31.4	31.9	32.9	34.5	29.5	30.0	31.0	32.6	27.5	28.0	29.0	27.3
	S/T	0.77	0.68	0.52	0.37	0.74	0.67	0.53	0.38	1.00	0.69	0.55	0.41	1.00	0.71	0.57	0.43	1.00	0.74	0.60	0.45	1.00	1.00	0.67	0.52
	ΔT	23	22	16	13	20	19	16	13	21	19	16	13	20	19	16	13	20	19	16	13	25	23	20	16
	kW	2.20	2.38	2.71	2.73	3.06	3.05	3.05	3.07	3.44	3.43	3.43	3.45	3.85	3.84	3.84	3.86	4.31	4.30	4.30	4.32	4.79	4.79	4.78	3.93
	Amps	7.7	8.4	9.4	9.5	10.9	10.9	10.9	11.0	12.6	12.6	12.6	12.7	14.4	14.4	14.3	14.5	16.4	16.4	16.3	16.4	18.5	18.5	18.4	15.2
	Hi-PR	275	278	281	286	322	324	325	330	368	370	372	376	418	419	421	426	471	473	475	479	532	533	535	530
	Lo-PR	124	124	128	134	131	133	136	141	138	139	142	148	143	145	148	153	149	150	153	159	153	155	158	166
	MBh	32.3	35.1	36.2	37.7	34.3	34.8	35.9	37.4	33.5	33.9	35.0	36.5	31.9	<b>32.4</b>	33.4	35.0	30.0	30.5	31.5	33.1	28.0	28.5	29.5	27.8
	S/T	0.84	0.74	0.60	0.45	1.00	0.74	0.61	0.46	1.00	0.77	0.63	0.48	1.00	<b>0.79</b>	0.65	0.50	1.00	0.81	0.67	0.53	1.00	1.00	0.75	0.60
	ΔT	22	18	15	12	19	18	15	12	19	18	15	12	19	<b>18</b>	15	12	19	17	15	12	23	22	18	14
kW	2.40	2.74	2.73	2.76	3.08	3.08	3.07	3.10	3.46	3.46	3.45	3.48	3.87	<b>3.87</b>	3.86	3.89	4.33	4.33	4.32	4.35	4.81	4.81	4.80	3.95	
Amps	8.5	9.5	9.5	9.6	11.0	11.0	11.0	11.1	12.7	12.7	12.6	12.8	14.5	<b>14.5</b>	14.4	14.5	16.5	16.5	16.4	16.5	18.6	18.6	18.5	15.3	
Hi-PR	280	282	284	289	325	326	328	333	371	372	374	379	421	<b>422</b>	424	429	474	475	477	482	535	536	538	532	
Lo-PR	125	127	130	136	133	135	138	143	140	141	145	150	145	<b>147</b>	150	155	151	152	156	161	155	157	160	168	
MBh	35.3	35.8	36.8	38.4	35.0	35.5	36.5	38.1	34.1	34.6	35.6	37.2	32.6	33.1	34.1	35.6	30.7	31.2	32.2	33.8	28.6	29.1	30.1	28.4	
S/T	0.86	0.78	0.64	0.49	1.00	0.78	0.64	0.50	1.00	0.81	0.67	0.52	1.00	0.83	0.69	0.54	1.00	1.00	0.71	0.57	1.00	1.00	0.79	0.64	
ΔT	18	17	14	11	18	17	14	11	19	17	14	11	18	17	14	11	18	17	14	11	22	21	17	13	
kW	2.76	2.75	2.75	2.77	3.10	3.09	3.09	3.11	3.48	3.47	3.47	3.49	3.89	3.88	3.88	3.90	4.35	4.34	4.34	4.36	4.83	4.83	4.82	3.96	
Amps	9.6	9.6	9.6	9.7	11.1	11.1	11.1	11.2	12.8	12.8	12.7	12.8	14.5	14.5	14.5	14.6	16.5	16.5	16.5	16.6	18.6	18.6	18.6	15.4	
Hi-PR	284	285	287	292	328	329	331	336	374	375	377	382	424	425	427	432	477	478	480	485	538	539	541	535	
Lo-PR	128	130	133	138	136	137	140	146	142	144	147	152	148	149	153	158	153	155	158	163	158	159	162	171	

IDB\*: Entering Indoor Dry Bulb Temperature  
 High and low pressures are measured at the liquid and suction service valves.  
 Airflow may vary depending on actual ambient conditions and system operation modes.

Shaded area is ACCA (TVA) conditions  
 kW = Total system power  
 Amps = outdoor unit amps

EXPANDED COOLING DATA — DZ6VSA3610A\* / DFVE36CP1400A\* (CONT.)

IDB*	OUTDOOR AMBIENT TEMPERATURE																									
	65°F				75°F				85°F				95°F				105°F				115°F					
	59	63	67	71	59	63	67	71	59	63	67	71	59	63	67	71	59	63	67	71	59	63	67	71		
<b>1070</b>	MBh	30.4	32.4	35.8	37.4	34.0	34.5	35.5	37.1	33.1	33.6	34.6	36.2	31.6	32.0	33.1	34.6	29.7	30.2	31.2	32.8	27.7	28.1	29.1	27.5	
	S/T	1.00	0.81	0.65	0.50	1.00	0.80	0.66	0.51	1.00	0.82	0.68	0.54	1.00	1.00	0.70	0.56	1.00	1.00	0.72	0.58	1.00	1.00	0.80	0.66	
	ΔT	27	26	19	16	24	22	19	16	24	22	20	17	24	22	19	16	24	22	19	16	29	27	24	20	
	kW	2.21	2.38	2.71	2.74	3.06	3.06	3.05	3.08	3.44	3.44	3.43	3.46	3.85	3.85	3.84	3.87	4.31	4.31	4.30	4.33	4.79	4.79	4.78	3.93	
	Amps	7.7	8.4	9.4	9.5	10.9	10.9	10.9	11.0	12.6	12.6	12.6	12.7	14.4	14.4	14.3	14.5	16.4	16.4	16.3	16.5	18.5	18.5	18.5	15.2	
	Hi-PR	275	279	282	287	323	324	326	331	369	370	372	377	418	420	422	426	472	473	475	480	533	534	536	530	
	Lo-PR	124	125	129	134	132	133	136	142	138	140	143	148	144	145	149	154	149	151	154	159	154	155	158	167	
	<b>80</b>	MBh	32.4	35.3	36.3	37.9	34.5	35.0	36.0	37.6	33.6	34.1	35.1	36.7	32.1	32.6	<b>33.6</b>	35.2	30.2	30.7	31.7	33.3	28.2	28.6	29.7	27.9
		S/T	1.00	0.87	0.73	0.58	1.00	0.87	0.73	0.59	1.00	0.90	0.76	0.61	1.00	1.00	<b>0.78</b>	0.63	1.00	1.00	0.80	0.66	1.00	1.00	0.88	0.74
		ΔT	26	21	18	15	23	21	18	15	23	21	18	15	23	21	<b>18</b>	15	22	21	18	15	27	26	22	18
kW		2.40	2.74	2.73	2.76	3.08	3.08	3.07	3.10	3.46	3.46	3.45	3.48	3.87	3.87	<b>3.86</b>	3.89	4.33	4.33	4.32	4.35	4.81	4.81	4.81	3.95	
Amps		8.5	9.6	9.5	9.6	11.0	11.0	11.0	11.1	12.7	12.7	12.7	12.8	14.5	14.5	<b>14.4</b>	14.6	16.5	16.5	16.4	16.6	18.6	18.6	18.5	15.3	
Hi-PR		280	283	285	290	326	327	329	334	372	373	375	380	421	423	<b>425</b>	429	475	476	478	483	535	537	539	533	
Lo-PR		125	128	131	136	134	135	139	144	140	142	145	150	146	148	<b>151</b>	156	152	153	156	161	156	157	160	169	
<b>1450</b>		MBh	35.5	36.0	37.0	38.6	35.2	35.7	36.7	38.3	34.3	34.8	35.8	37.4	32.8	33.2	34.3	35.8	30.9	31.4	32.4	33.9	28.8	29.3	30.3	28.5
		S/T	1.00	0.91	0.77	0.62	1.00	0.91	0.77	0.63	1.00	0.94	0.80	0.65	1.00	1.00	0.82	0.67	1.00	1.00	0.84	0.70	1.00	1.00	0.92	0.78
		ΔT	22	20	17	14	22	20	17	14	22	20	17	14	22	20	17	14	22	20	17	14	26	25	21	17
	kW	2.76	2.75	2.75	2.77	3.10	3.09	3.09	3.12	3.48	3.47	3.47	3.49	3.89	3.89	<b>3.88</b>	3.91	4.35	4.34	4.34	4.36	4.83	4.83	4.82	3.97	
	Amps	9.6	9.6	9.6	9.7	11.1	11.1	11.1	11.2	12.8	12.8	12.7	12.8	14.6	14.5	<b>14.5</b>	14.6	16.6	16.5	16.5	16.6	18.7	18.6	18.6	15.4	
	Hi-PR	284	286	288	293	328	330	332	336	375	376	378	383	424	425	<b>427</b>	432	478	479	481	486	538	539	541	536	
	Lo-PR	129	130	133	139	136	138	141	146	143	144	148	153	148	150	<b>153</b>	158	154	156	159	164	158	160	163	171	
	<b>1070</b>	MBh	30.9	32.9	36.4	37.9	34.6	35.1	36.1	37.6	33.7	34.2	35.2	36.7	32.1	32.6	33.6	35.2	30.3	30.7	31.8	33.3	28.2	28.7	29.7	28.0
		S/T	1.00	0.91	0.75	0.61	1.00	0.90	0.76	0.61	1.00	1.00	0.79	0.64	1.00	1.00	0.81	0.66	1.00	1.00	0.83	0.68	1.00	1.00	1.00	0.77
		ΔT	31	30	22	19	27	25	22	19	27	26	23	20	27	25	22	19	27	25	22	19	32	31	27	23
kW		2.21	2.39	2.72	2.74	3.06	3.06	3.06	3.08	3.44	3.44	3.44	3.46	3.86	3.85	<b>3.85</b>	3.87	4.31	4.31	4.31	4.33	4.80	4.80	4.79	3.94	
Amps		7.7	8.4	9.5	9.6	11.0	11.0	10.9	11.1	12.6	12.6	12.6	12.7	14.4	14.4	<b>14.4</b>	14.5	16.4	16.4	16.4	16.5	18.5	18.5	18.5	15.3	
Hi-PR		277	280	283	288	324	325	327	332	370	371	373	378	420	421	<b>423</b>	428	473	474	476	481	534	535	537	531	
Lo-PR		126	127	131	136	134	135	138	143	140	142	145	150	146	147	<b>150</b>	156	151	153	156	161	156	157	160	168	
<b>85</b>		MBh	33.0	35.9	36.9	38.5	35.1	35.6	36.6	38.2	34.2	34.7	35.7	37.3	32.7	33.2	34.2	35.7	30.8	31.3	32.3	33.9	28.7	29.2	30.2	28.5
		S/T	1.00	0.97	0.83	0.69	1.00	1.00	0.84	0.69	1.00	1.00	0.86	0.72	1.00	1.00	0.88	0.74	1.00	1.00	0.91	0.76	1.00	1.00	1.00	0.84
		ΔT	30	24	21	18	26	24	21	18	26	24	21	18	26	24	21	18	26	24	21	18	31	29	26	22
	kW	2.41	2.74	2.74	2.76	3.09	3.08	3.08	3.10	3.47	3.46	3.46	3.48	3.88	3.87	<b>3.87</b>	3.89	4.34	4.33	4.33	4.35	4.82	4.82	4.81	3.96	
	Amps	8.5	9.6	9.6	9.7	11.1	11.1	11.0	11.1	12.7	12.7	12.7	12.8	14.5	14.5	<b>14.5</b>	14.6	16.5	16.5	16.5	16.6	18.6	18.6	18.6	15.3	
	Hi-PR	282	284	286	291	327	328	330	335	373	374	376	381	423	424	<b>426</b>	431	476	477	479	484	537	538	540	534	
	Lo-PR	127	130	133	138	136	137	140	146	142	144	147	152	148	149	<b>153</b>	158	153	155	158	163	158	159	162	171	
	<b>1450</b>	MBh	36.1	36.6	37.6	39.1	35.8	36.2	37.3	38.8	34.9	35.4	36.4	37.9	33.3	33.8	34.8	36.4	31.5	31.9	33.0	34.5	29.4	29.9	30.9	29.0
		S/T	1.00	1.00	0.87	0.72	1.00	1.00	0.88	0.73	1.00	1.00	0.90	0.76	1.00	1.00	0.92	0.78	1.00	1.00	1.00	0.80	1.00	1.00	1.00	0.88
		ΔT	25	23	20	17	25	23	20	17	25	23	21	18	25	23	20	17	25	23	20	17	30	28	25	21
kW		2.76	2.76	2.76	2.78	3.10	3.10	3.10	3.12	3.48	3.48	3.48	3.50	3.89	3.89	<b>3.89</b>	3.91	4.35	4.35	4.35	4.37	4.84	4.84	4.83	3.97	
Amps		9.7	9.7	9.6	9.7	11.1	11.1	11.1	11.2	12.8	12.8	12.8	12.9	14.6	14.6	<b>14.6</b>	14.7	16.6	16.6	16.5	16.7	18.7	18.7	18.6	15.4	
Hi-PR		286	287	289	294	330	331	333	338	376	377	379	384	425	427	<b>429</b>	433	479	480	482	487	539	541	543	537	
Lo-PR		131	132	135	141	138	140	143	148	145	146	149	155	150	152	<b>155</b>	160	156	157	161	166	160	161	165	173	

IDB\*: Entering Indoor Dry Bulb Temperature  
 High and low pressures are measured at the liquid and suction service valves.  
 Airflow may vary depending on actual ambient conditions and system operation modes.  
 Shaded area is AHRI conditions  
 kW = Total system power  
 Amps = outdoor unit amps

EXPANDED COOLING DATA — DZ6VSA4210A\* / DFVE48DP1400A\*

IDB*	AIRFLOW	OUTDOOR AMBIENT TEMPERATURE																																				
		65°F						75°F						85°F						95°F						105°F						115°F						
		59	63	67	71	59	63	67	71	59	63	67	71	59	63	67	71	59	63	67	71	59	63	67	71	59	63	67	71									
70	MBh	30.7	38.1	40.9	-	39.7	40.3	41.5	-	38.7	39.2	40.4	-	36.9	37.4	38.6	-	34.7	35.2	36.4	-	30.6	31.1	32.3	-	34.7	35.2	36.4	-	0.65	0.58	0.44	-	1.00	0.62	0.49	-	
	S/T	0.60	0.50	0.37	-	0.59	0.51	0.38	-	0.61	0.54	0.40	-	0.63	0.56	0.42	-	0.65	0.58	0.44	-	1.00	0.62	0.49	-	0.65	0.58	0.44	-	19	17	14	-	22	20	16	-	
	ΔT	20	19	15	-	19	18	14	-	20	18	14	-	19	18	14	-	19	17	14	-	22	20	16	-	19	17	14	-	5.22	5.22	5.21	-	21.2	21.2	21.2	-	
	kW	2.17	2.85	3.05	-	3.62	3.61	3.61	-	4.10	4.10	4.09	-	4.63	4.63	4.62	-	5.22	5.22	5.21	-	5.26	5.25	5.25	-	5.22	5.22	5.21	-	21.2	21.2	21.2	-	21.4	21.4	21.4	-	
	Amps	8.2	11.0	11.7	-	14.3	14.2	14.2	-	16.4	16.4	16.3	-	18.7	18.7	18.6	-	21.2	21.2	21.2	-	21.4	21.4	21.4	-	21.2	21.2	21.2	-	455	456	458	-	500	501	503	-	
	Hi PR	252	264	269	-	311	312	314	-	355	356	358	-	403	404	406	-	455	456	458	-	500	501	503	-	455	456	458	-	140	142	145	-	144	146	149	-	
	Lo PR	119	116	118	-	124	125	128	-	130	131	134	-	135	136	139	-	140	142	145	-	144	146	149	-	140	142	145	-	35.3	35.9	37.1	-	31.2	31.7	32.8	-	
	MBh	33.8	40.3	42.5	-	40.4	40.9	42.1	-	39.3	39.9	41.1	-	37.5	38.1	39.3	-	35.3	35.9	37.1	-	31.2	31.7	32.8	-	35.3	35.9	37.1	-	0.73	0.65	0.52	-	1.00	0.70	0.56	-	
	S/T	0.67	0.57	0.45	-	0.66	0.59	0.45	-	0.69	0.61	0.48	-	0.71	0.63	0.50	-	0.73	0.65	0.52	-	1.00	0.70	0.56	-	0.73	0.65	0.52	-	18	16	13	-	20	18	15	-	
	ΔT	19	18	13	-	18	16	13	-	18	16	13	-	18	16	13	-	17	15	12	-	17	15	12	-	18	16	13	-	5.25	5.24	5.24	-	21.3	21.3	21.3	-	
kW	2.42	3.08	3.20	-	3.64	3.64	3.63	-	4.13	4.13	4.12	-	4.66	4.65	4.65	-	5.25	5.24	5.24	-	5.28	5.28	5.27	-	5.25	5.24	5.24	-	21.3	21.3	21.3	-	21.5	21.5	21.5	-		
Amps	9.2	11.9	12.4	-	14.4	14.4	14.3	-	16.5	16.5	16.4	-	18.8	18.8	18.7	-	21.3	21.3	21.3	-	21.5	21.5	21.5	-	21.3	21.3	21.3	-	457	459	460	-	503	504	506	-		
Hi PR	259	270	274	-	314	315	317	-	358	359	361	-	406	407	409	-	457	459	460	-	503	504	506	-	457	459	460	-	142	144	147	-	146	148	151	-		
Lo PR	119	117	123	-	126	127	130	-	132	133	136	-	137	139	141	-	142	144	147	-	146	148	151	-	142	144	147	-	36.1	36.6	37.8	-	31.9	32.4	33.5	-		
MBh	38.8	41.1	43.3	-	41.1	41.7	42.9	-	40.1	40.7	41.9	-	38.3	38.9	40.1	-	36.1	36.6	37.8	-	31.9	32.4	33.5	-	36.1	36.6	37.8	-	1.00	0.69	0.56	-	1.00	0.73	0.60	-		
S/T	0.69	0.61	0.49	-	0.70	0.63	0.49	-	0.73	0.65	0.52	-	0.75	0.67	0.54	-	1.00	0.69	0.56	-	1.00	0.73	0.60	-	1.00	0.69	0.56	-	17	15	12	-	19	17	14	-		
ΔT	18	17	12	-	17	15	12	-	17	15	12	-	17	15	12	-	17	15	12	-	17	15	12	-	17	15	12	-	5.27	5.27	5.26	-	21.4	21.4	21.4	-		
kW	2.90	3.10	3.22	-	3.67	3.66	3.66	-	4.15	4.15	4.14	-	4.68	4.68	4.67	-	5.27	5.27	5.26	-	5.30	5.30	5.29	-	5.27	5.27	5.26	-	21.4	21.4	21.4	-	21.6	21.6	21.6	-		
Amps	11.2	12.0	12.5	-	14.5	14.5	14.4	-	16.6	16.6	16.5	-	18.9	18.9	18.8	-	21.4	21.4	21.4	-	21.6	21.6	21.6	-	21.4	21.4	21.4	-	460	461	463	-	505	506	508	-		
Hi PR	268	272	277	-	316	317	319	-	361	362	364	-	408	410	412	-	460	461	463	-	505	506	508	-	460	461	463	-	145	146	149	-	148	150	153	-		
Lo PR	119	119	125	-	128	129	132	-	134	136	139	-	139	141	144	-	145	146	149	-	148	150	153	-	145	146	149	-	38.9	39.9	41.1	-	31.2	31.7	32.8	-		
75	MBh	30.7	38.1	40.9	43.7	39.7	40.3	41.5	43.4	38.7	39.3	40.5	42.3	36.9	37.5	38.7	40.5	34.7	35.3	36.5	38.3	30.6	31.2	32.3	32.4	34.7	35.3	36.5	38.3	1.00	0.71	0.57	0.43	1.00	0.75	0.62	0.48	
	S/T	0.73	0.63	0.50	0.36	0.72	0.64	0.51	0.37	0.74	0.67	0.53	0.39	1.00	0.68	0.55	0.41	0.63	0.71	0.57	0.43	1.00	0.75	0.62	0.48	1.00	0.71	0.57	0.43	23	21	18	14	26	24	20	17	
	ΔT	24	23	20	15	23	21	18	15	23	22	18	15	23	21	18	15	13	22	20	17	13	25	23	19	15	23	21	18	14	5.22	5.21	5.21	5.24	5.25	5.25	5.24	4.89
	kW	2.16	2.85	3.04	3.20	3.61	3.61	3.60	3.64	4.10	4.10	4.09	4.12	4.63	4.62	4.62	4.65	5.22	5.22	5.21	5.24	5.25	5.25	5.24	4.89	5.22	5.21	5.21	5.24	21.2	21.2	21.2	21.3	21.4	21.4	21.4	19.9	
	Amps	8.2	11.0	11.7	12.4	14.2	14.2	14.2	14.3	16.4	16.3	16.3	16.5	18.7	18.6	18.6	18.8	21.2	21.2	21.2	21.3	21.4	21.5	21.5	20.0	21.2	21.2	21.2	21.3	455	456	458	463	500	501	503	502	
	Hi PR	253	265	269	276	311	312	314	319	355	357	358	363	403	404	406	411	455	456	458	463	500	501	503	502	455	456	458	463	140	142	145	150	144	146	149	155	
	Lo PR	119	116	118	126	124	125	128	133	130	131	134	139	135	136	139	144	140	142	145	150	144	146	149	155	140	142	145	150	35.3	35.9	37.1	38.9	31.2	31.7	32.8	33.0	
	MBh	33.9	40.4	42.5	44.3	40.4	40.9	42.1	44.0	39.3	39.9	41.1	42.9	37.5	38.1	39.3	41.1	38.9	35.3	35.9	37.1	38.9	31.2	31.7	32.8	33.0	35.3	35.9	37.1	38.9	1.00	0.78	0.65	0.51	1.00	0.82	0.69	0.56
	S/T	0.80	0.70	0.58	0.44	0.79	0.72	0.58	0.44	0.82	0.74	0.61	0.47	1.00	0.76	0.63	0.49	0.63	0.78	0.65	0.51	1.00	0.82	0.69	0.56	1.00	0.78	0.65	0.51	22	20	17	13	25	23	19	15	
	ΔT	23	22	17	13	22	20	17	13	22	20	17	14	22	20	17	13	13	22	20	17	13	25	23	19	15	22	20	17	13	5.24	5.23	5.23	5.27	5.28	5.27	5.27	4.91
kW	2.42	3.08	3.19	3.23	3.64	3.64	3.63	3.66	4.13	4.13	4.12	4.15	4.66	4.65	4.64	4.68	5.24	5.24	5.23	5.27	5.28	5.27	5.27	4.91	5.24	5.23	5.23	5.27	21.3	21.3	21.3	21.4	21.5	21.5	21.5	20.0		
Amps	9.2	11.9	12.4	12.6	14.4	14.4	14.3	14.5	16.5	16.5	16.4	16.6	18.8	18.7	18.7	18.9	21.3	21.3	21.3	21.4	21.5	21.5	21.5	20.0	21.3	21.3	21.3	21.4	458	459	461	465	503	504	506	505		
Hi PR	259	270	274	279	314	315	317	321	358	359	361	366	406	407	409	414	458	459	461	465	503	504	506	505	458	459	461	465	142	144	147	152	146	148	151	157		
Lo PR	119	117	123	128	126	127	130	135	132	133	136	141	137	139	142	146	142	144	147	152	146	148	151	157	142	144	147	152	36.1	36.7	37.9	39.7	31.9	32.4	33.6	33.7		
MBh	38.9	41.1	43.3	45.1	41.2	41.7	42.9	44.8	40.1	40.7	41.9	43.7	38.3	38.9	40.1	41.9	38.9	36.1	36.7	37.9	39.7	31.9	32.4	33.6	33.7	36.1	36.7	37.9	39.7	1.00	0.82	0.69	0.54	1.00	0.86	0.73	0.60	
S/T	0.81	0.74	0.61	0.47	0.83	0.75	0.62	0.48	1.00	0.78	0.64	0.50	1.00	0.80	0.66	0.52	0.66	0.82	0.69	0.54	1.00	0.86	0.73	0.60	1.00	0.82	0.69	0.54	21	19	15	12	23	21	18	14		
ΔT	23	21	16	12	21	19	16	12	21	19	16	13	21	19	16	12	12	21	19	15	12	23	21	18	14	21	19	15	12	5.27	5.26	5.26	5.29	5.30	5.29	5.29	4.93	
kW	2.90	3.10	3.22	3.25	3.66	3.66	3.65	3.69	4.15	4.15	4.14	4.17	4.68	4.67	4.67	4.70	5.27	5.27	5.26	5.29	5.30	5.29	5.29	4.93	5.27	5.26	5.26	5.29	21.4	21.4	21.4	21.5	21.6	21.6	21.6	20.0		
Amps	11.2	12.0	12.5	1																																		

EXPANDED COOLING DATA — DZ6VSA4210A\* / DFVE48DP1400A\* (CONT.)

IDB*	AIRFLOW	OUTDOOR AMBIENT TEMPERATURE																							
		65°F				75°F				85°F				95°F				105°F				115°F			
		59	63	67	71	59	63	67	71	59	63	67	71	59	63	67	71	59	63	67	71	59	63	67	71
<b>80</b>	MBh	30.9	38.3	41.1	43.9	40.0	40.5	41.7	43.6	38.9	39.5	40.7	42.5	37.1	37.7	38.9	40.7	34.9	35.5	36.7	38.5	31.4	31.9	33.0	33.2
	S/T	0.86	0.75	0.62	0.48	1.00	0.76	0.63	0.49	1.00	0.79	0.66	0.51	1.00	0.81	0.67	0.53	1.00	0.83	0.70	0.56	1.00	1.00	0.74	0.60
	ΔT	28	27	24	19	27	25	22	19	27	26	22	19	27	25	22	19	27	25	22	18	30	28	25	21
	kW	2.17	2.85	3.05	3.20	3.62	3.61	3.61	3.64	4.10	4.10	4.09	4.13	4.63	4.63	4.62	4.65	5.22	5.22	5.21	5.24	5.26	5.25	5.25	4.89
	Amps	8.2	11.0	11.7	12.5	14.3	14.2	14.2	14.4	16.4	16.4	16.3	16.5	18.7	18.6	18.6	18.8	21.2	21.2	21.2	21.3	21.4	21.4	21.4	19.9
	Hi PR	253	265	270	277	311	313	315	319	356	357	359	364	404	405	407	411	455	456	458	463	501	502	504	503
	Lo PR	120	117	119	126	124	126	128	133	130	132	135	140	136	137	140	145	141	142	145	150	145	146	149	156
	MBh	34.0	40.6	42.7	44.5	40.6	41.2	42.4	44.2	39.5	40.1	41.3	43.1	37.7	38.3	39.5	41.3	35.5	36.1	37.3	39.1	31.4	31.9	33.0	33.2
	S/T	0.92	0.82	0.70	0.56	1.00	0.84	0.71	0.57	1.00	0.86	0.73	0.59	1.00	0.88	0.75	0.61	1.00	0.91	0.77	0.63	1.00	1.00	0.81	0.68
	ΔT	27	26	21	17	26	24	21	17	26	24	21	18	26	24	21	17	26	24	20	17	29	27	23	19
kW	2.42	3.08	3.20	3.23	3.64	3.64	3.63	3.67	4.13	4.13	4.12	4.15	4.66	4.65	4.65	4.68	5.25	5.24	5.24	5.27	5.28	5.28	5.27	4.91	
Amps	9.2	11.9	12.4	12.6	14.4	14.4	14.3	14.5	16.5	16.5	16.4	16.6	18.8	18.8	18.8	18.9	21.3	21.3	21.3	21.4	21.5	21.5	21.5	20.0	
Hi PR	260	271	275	280	314	315	317	322	359	360	362	366	407	408	410	414	458	459	461	466	503	504	506	506	
Lo PR	120	118	123	128	126	128	131	136	132	134	137	142	138	139	142	147	143	144	147	152	147	148	151	158	
MBh	39.1	41.3	43.5	45.3	41.4	41.9	43.1	45.0	40.3	40.9	42.1	43.9	38.5	39.1	40.3	42.1	36.3	36.9	38.1	39.9	32.1	32.6	33.7	33.9	
S/T	0.93	0.86	0.74	0.60	1.00	0.88	0.74	0.60	1.00	0.90	0.77	0.63	1.00	0.92	0.79	0.65	1.00	1.00	0.81	0.67	1.00	1.00	0.85	0.72	
ΔT	27	25	20	16	25	23	20	16	25	23	20	16	25	23	20	16	24	23	19	16	28	26	22	18	
kW	2.90	3.10	3.22	3.25	3.67	3.66	3.66	3.69	4.15	4.15	4.14	4.18	4.68	4.68	4.67	4.70	5.27	5.27	5.26	5.29	5.30	5.30	5.29	4.93	
Amps	11.2	12.0	12.5	12.7	14.5	14.5	14.4	14.6	16.6	16.6	16.5	16.7	18.9	18.9	18.8	19.0	21.4	21.4	21.4	21.5	21.6	21.6	21.6	20.1	
Hi PR	269	273	278	282	317	318	320	325	361	363	364	369	409	410	412	417	461	462	464	469	506	507	509	508	
Lo PR	119	120	126	131	128	130	133	138	135	136	139	144	140	141	144	149	145	147	150	155	149	150	153	160	
<b>85</b>	MBh	31.4	38.9	41.8	44.6	40.6	41.2	42.4	44.2	39.6	40.2	41.4	43.2	37.8	38.3	39.5	41.4	35.6	36.1	37.3	39.2	31.4	32.0	33.1	33.2
	S/T	1.00	0.85	0.72	0.58	1.00	0.86	0.73	0.59	1.00	0.89	0.76	0.61	1.00	1.00	0.77	0.63	1.00	1.00	0.80	0.66	1.00	1.00	0.84	0.71
	ΔT	32	31	28	22	31	29	25	22	31	29	26	22	31	29	25	22	30	29	25	22	34	32	28	25
	kW	2.17	2.86	3.05	3.21	3.62	3.62	3.61	3.65	4.11	4.11	4.10	4.13	4.64	4.63	4.63	4.66	5.23	5.22	5.22	5.25	5.26	5.26	5.25	4.89
	Amps	8.2	11.0	11.8	12.5	14.3	14.3	14.2	14.4	16.4	16.4	16.4	16.5	18.7	18.7	18.7	18.8	21.3	21.2	21.2	21.4	21.4	21.4	21.4	19.9
	Hi PR	254	266	271	278	313	314	316	320	357	358	360	365	405	406	408	413	457	458	460	464	502	503	505	504
	Lo PR	121	118	120	128	126	127	130	135	132	133	136	141	137	139	142	147	142	144	147	152	147	148	151	157
	MBh	34.6	41.2	43.4	45.2	41.3	41.8	43.0	44.9	40.2	40.8	42.0	43.8	38.4	39.0	40.2	42.0	36.2	36.8	38.0	39.8	32.0	32.6	33.7	33.8
	S/T	1.00	0.92	0.80	0.66	1.00	0.94	0.81	0.67	1.00	1.00	0.83	0.69	1.00	1.00	0.85	0.71	1.00	1.00	0.87	0.73	1.00	1.00	0.91	0.78
	ΔT	31	30	24	21	29	27	24	21	29	28	24	21	29	27	24	21	29	27	24	20	32	31	27	23
kW	2.43	3.09	3.21	3.24	3.65	3.65	3.64	3.67	4.14	4.14	4.13	4.16	4.67	4.66	4.66	4.69	5.25	5.25	5.24	5.28	5.29	5.28	5.28	4.92	
Amps	9.3	11.9	12.5	12.6	14.4	14.4	14.4	14.5	16.5	16.5	16.5	16.6	18.8	18.8	18.8	18.9	21.4	21.4	21.3	21.5	21.5	21.5	21.5	20.0	
Hi PR	261	272	276	281	316	317	319	323	360	361	363	368	408	409	411	416	459	461	462	467	504	506	507	507	
Lo PR	122	119	125	130	128	129	132	137	134	136	139	144	139	141	144	149	145	146	149	154	149	150	153	159	
MBh	39.7	42.0	44.2	46.0	42.0	42.6	43.8	45.6	41.0	41.6	42.8	44.6	39.2	39.8	41.0	42.8	37.0	37.6	38.8	40.6	32.7	33.3	34.4	34.5	
S/T	1.00	0.96	0.84	0.70	1.00	0.98	0.84	0.70	1.00	1.00	0.87	0.73	1.00	1.00	0.89	0.75	1.00	1.00	0.91	0.77	1.00	1.00	0.95	0.82	
ΔT	30	29	23	20	28	26	23	20	28	27	23	20	28	26	23	20	28	26	23	19	31	29	26	22	
kW	2.91	3.11	3.23	3.26	3.68	3.67	3.66	3.70	4.16	4.16	4.15	4.18	4.69	4.69	4.68	4.71	5.28	5.27	5.27	5.30	5.31	5.30	5.30	4.94	
Amps	11.2	12.0	12.6	12.7	14.5	14.5	14.5	14.6	16.6	16.6	16.6	16.7	18.9	18.9	18.9	19.0	21.5	21.5	21.4	21.6	21.6	21.6	21.6	20.1	
Hi PR	270	274	279	284	318	319	321	326	363	364	366	370	410	412	414	418	462	463	465	470	507	508	510	509	
Lo PR	121	122	128	133	130	132	135	140	136	138	141	146	142	143	146	151	147	148	151	156	151	152	155	162	

kW = Total system power  
Amps = outdoor unit amps

Shaded area is AHRI conditions

IDB\*: Entering Indoor Dry Bulb Temperature  
High and low pressures are measured at the liquid and suction service valves.  
Airflow may vary depending on actual ambient conditions and system operation modes.

EXPANDED COOLING DATA — DZ6VSA4810A\* / DFVE48DP1400A\*

IDB*	AIRFLOW	OUTDOOR AMBIENT TEMPERATURE																								
		65°F				75°F				85°F				95°F				105°F				115°F				
		59	63	67	71	59	63	67	71	59	63	67	71	59	63	67	71	59	63	67	71	59	63	67	71	
<b>70</b>	<b>1170</b>	MBh	34.6	39.5	46.0	-	45.3	45.9	47.3	-	44.1	44.7	46.1	-	42.0	42.6	44.0	-	39.5	40.1	41.5	-	31.7	32.3	33.4	-
		S/T	0.58	0.50	0.36	-	0.57	0.50	0.37	-	0.60	0.52	0.39	-	0.62	0.54	0.41	-	0.64	0.56	0.43	-	0.69	0.62	0.49	-
		ΔT	21	19	16	-	20	18	14	-	20	18	15	-	20	18	14	-	19	18	14	-	22	20	17	-
		kW	2.44	2.89	3.53	-	4.36	4.36	4.35	-	4.96	4.95	4.95	-	5.60	5.60	5.59	-	6.33	6.32	6.31	-	5.34	5.34	5.33	-
		Amps	9.3	11.2	13.8	-	17.3	17.3	17.2	-	19.9	19.9	19.8	-	22.7	22.7	22.6	-	25.8	25.8	25.8	-	21.8	21.8	21.8	-
	<b>1380</b>	Hi PR	259	267	277	-	323	324	326	-	369	370	372	-	419	420	422	-	472	474	476	-	504	505	507	-
		Lo PR	116	115	114	-	120	122	124	-	126	128	130	-	131	133	136	-	136	138	141	-	143	144	147	-
		MBh	41.2	45.3	48.4	-	46.0	46.6	48.0	-	44.8	45.4	46.8	-	42.7	43.4	44.7	-	40.2	40.9	42.2	-	32.3	32.9	34.0	-
		S/T	0.63	0.56	0.44	-	0.65	0.57	0.44	-	0.67	0.60	0.47	-	0.69	0.62	0.49	-	0.71	0.64	0.51	-	1.00	0.69	0.56	-
		ΔT	20	18	13	-	18	16	13	-	19	17	13	-	18	16	13	-	18	16	13	-	21	19	15	-
<b>1590</b>	kW	3.12	3.57	3.85	-	4.40	4.39	4.38	-	4.99	4.99	4.98	-	5.64	5.63	5.63	-	6.36	6.36	6.35	-	5.37	5.36	5.36	-	
	Amps	12.1	14.0	15.1	-	17.4	17.4	17.4	-	20.0	20.0	20.0	-	22.8	22.8	22.8	-	26.0	26.0	25.9	-	21.9	21.9	21.9	-	
	Hi PR	271	278	285	-	326	327	329	-	372	373	375	-	422	423	425	-	475	477	479	-	507	508	510	-	
	Lo PR	114	113	120	-	122	124	126	-	128	130	133	-	133	135	138	-	138	140	143	-	145	146	149	-	
	MBh	43.6	46.2	49.3	-	46.9	47.5	48.9	-	45.7	46.3	47.7	-	43.6	44.3	45.6	-	41.1	41.8	43.1	-	33.1	33.6	34.8	-	

<b>75</b>	<b>1170</b>	MBh	34.6	39.5	46.0	49.8	45.3	45.9	47.3	49.4	44.1	44.7	46.1	48.2	42.0	42.7	44.0	46.1	39.5	40.2	41.5	40.2	31.8	32.3	33.5	33.7
		S/T	0.71	0.62	0.48	0.35	0.70	0.62	0.49	0.36	0.72	0.65	0.52	0.38	0.74	0.67	0.54	0.40	1.00	0.69	0.56	0.41	1.00	0.74	0.61	0.47
		ΔT	25	24	21	15	24	22	18	15	24	22	19	15	24	22	18	15	23	22	18	16	27	25	21	17
		kW	2.44	2.89	3.53	3.85	4.36	4.35	4.34	4.39	4.96	4.95	4.94	4.98	5.60	5.60	5.59	5.63	6.32	6.32	6.31	5.44	5.34	5.34	5.33	4.97
		Amps	9.3	11.2	13.8	15.1	17.3	17.3	17.2	17.4	19.9	19.9	19.8	20.0	22.7	22.7	22.6	22.8	25.8	25.8	25.8	22.2	21.8	21.8	21.8	20.3
	<b>1380</b>	Hi PR	259	267	277	287	323	324	326	331	369	371	373	377	419	420	422	427	473	474	476	466	504	505	507	507
		Lo PR	116	115	114	122	120	122	124	129	126	128	131	135	131	133	136	140	136	138	141	143	143	144	147	153
		MBh	41.2	45.4	48.4	50.5	46.0	46.6	48.0	50.1	44.8	45.5	46.8	48.9	42.7	<b>43.4</b>	44.8	46.9	40.2	40.9	42.2	40.9	32.3	32.9	34.1	34.2
		S/T	0.75	0.68	0.56	0.42	0.77	0.70	0.57	0.43	0.79	0.72	0.59	0.45	1.00	<b>0.74</b>	0.61	0.47	1.00	0.76	0.63	0.49	1.00	0.81	0.68	0.54
		ΔT	24	23	17	14	22	20	17	14	22	21	17	14	22	<b>20</b>	17	14	22	20	17	15	25	23	20	16
<b>1590</b>	kW	3.11	3.57	3.84	3.89	4.39	4.39	4.38	4.42	4.99	4.99	4.98	5.02	5.64	<b>5.63</b>	5.62	5.66	6.36	6.35	6.34	5.47	5.36	5.36	5.35	5.00	
	Amps	12.1	14.0	15.0	15.2	17.4	17.4	17.4	17.5	20.0	20.0	20.0	20.1	22.8	<b>22.8</b>	22.8	22.9	26.0	25.9	25.9	22.3	21.9	21.9	21.9	20.4	
	Hi PR	271	278	285	290	326	327	329	334	372	373	375	380	422	<b>423</b>	425	430	476	477	479	469	507	508	510	509	
	Lo PR	114	113	120	124	122	124	126	131	128	130	133	137	133	<b>135</b>	138	142	138	140	143	145	145	146	149	155	
	MBh	43.6	46.2	49.3	51.4	46.9	47.5	48.9	51.0	45.7	46.3	47.7	49.8	43.6	44.3	45.7	47.7	41.1	41.8	43.1	41.7	33.1	33.6	34.8	35.0	

IDB\*: Entering Indoor Dry Bulb Temperature  
 High and low pressures are measured at the liquid and suction service valves.  
 Airflow may vary depending on actual ambient conditions and system operation modes.

Shaded area is ACCA (TVA) conditions  
 kW = Total system power  
 Amps = outdoor unit amps



EXPANDED COOLING DATA — DZ6VSA4810A\* / DFVE48DP1400A\* (CONT.)

IDB*	AIRFLOW	OUTDOOR AMBIENT TEMPERATURE																							
		65°F				75°F				85°F				95°F				105°F				115°F			
		59	63	67	71	59	63	67	71	59	63	67	71	59	63	67	71	59	63	67	71	59	63	67	71
<b>1170</b>	MBh	34.8	39.7	46.2	50.0	45.5	46.2	47.5	49.6	44.3	45.0	46.3	48.4	42.3	42.9	44.3	46.4	39.8	40.4	41.8	40.5	32.0	32.5	33.7	33.8
	S/T	0.84	0.74	0.60	0.47	0.82	0.74	0.61	0.48	1.00	0.77	0.64	0.50	1.00	0.79	0.66	0.52	1.00	0.81	0.68	0.53	1.00	0.86	0.73	0.59
	ΔT	28	28	25	19	28	26	22	19	28	26	23	19	28	26	22	19	27	26	22	21	31	29	25	21
	kW	2.44	2.89	3.53	3.85	4.36	4.36	4.35	4.39	4.96	4.95	4.94	4.99	5.60	5.60	5.59	5.63	6.33	6.32	6.31	5.44	5.34	5.34	5.33	4.98
	Amps	9.3	11.2	13.8	15.1	17.3	17.3	17.2	17.4	19.9	19.9	19.8	20.0	22.7	22.7	22.6	22.8	25.8	25.8	25.8	22.2	21.8	21.8	21.8	20.3
	Hi PR	260	267	277	288	324	325	327	332	370	371	373	378	420	421	423	428	473	474	476	467	505	506	508	507
Lo PR	117	115	115	123	121	122	125	130	127	128	131	136	132	133	136	141	137	138	141	143	143	145	147	154	
<b>80</b>	MBh	41.4	45.6	48.7	50.8	46.2	46.9	48.3	50.3	45.0	45.7	47.1	49.1	43.0	43.6	<b>45.0</b>	47.1	40.5	41.1	42.5	41.1	32.5	33.1	34.3	34.4
	S/T	0.87	0.80	0.68	0.54	1.00	0.82	0.69	0.55	1.00	0.84	0.71	0.57	1.00	0.86	<b>0.73</b>	0.59	1.00	0.88	0.75	0.61	1.00	1.00	0.80	0.66
	ΔT	29	27	21	18	26	24	21	18	26	25	21	18	26	24	<b>21</b>	18	26	24	21	19	30	28	24	20
	kW	3.12	3.57	3.85	3.89	4.40	4.39	4.38	4.42	4.99	4.99	4.98	5.02	5.64	5.63	<b>5.62</b>	5.67	6.36	6.36	6.35	5.47	5.37	5.36	5.36	5.00
	Amps	12.1	14.0	15.1	15.2	17.4	17.4	17.4	17.6	20.0	20.0	20.0	20.2	22.8	22.8	<b>22.8</b>	23.0	26.0	26.0	25.9	22.3	21.9	21.9	21.9	20.4
	Hi PR	271	278	286	291	327	328	330	335	373	374	376	381	423	424	<b>426</b>	431	476	477	479	470	507	509	510	510
Lo PR	115	114	120	125	123	124	127	132	129	130	133	138	134	135	<b>138</b>	143	139	140	143	145	145	146	149	156	
<b>1590</b>	MBh	43.9	46.5	49.6	51.6	47.1	47.8	49.1	51.2	45.9	46.6	48.0	50.0	43.9	44.5	45.9	48.0	41.4	42.0	43.4	41.9	33.3	33.8	35.0	35.2
	S/T	0.91	0.84	0.72	0.58	1.00	0.85	0.72	0.59	1.00	0.88	0.75	0.61	1.00	0.90	0.77	0.63	1.00	0.92	0.79	0.64	1.00	1.00	0.84	0.70
	ΔT	28	26	20	17	25	23	20	16	25	24	20	17	25	23	20	16	25	23	20	18	28	26	23	19
	kW	3.35	3.60	3.88	3.92	4.42	4.42	4.41	4.45	5.02	5.02	5.01	5.05	5.67	5.66	5.65	5.69	6.39	6.38	6.37	5.49	5.39	5.38	5.38	5.02
	Amps	13.1	14.1	15.2	15.4	17.6	17.5	17.5	17.7	20.2	20.1	20.1	20.3	23.0	22.9	22.9	23.1	26.1	26.1	26.0	22.4	22.0	22.0	22.0	20.5
	Hi PR	277	281	289	293	329	331	333	337	376	377	379	384	425	427	429	433	479	480	482	472	510	511	513	513
Lo PR	116	116	122	127	125	126	129	134	131	132	135	140	136	138	140	145	141	143	145	148	147	149	152	158	

<b>1170</b>	MBh	35.4	40.4	47.0	50.8	46.3	46.9	48.3	50.4	45.1	45.7	47.1	49.2	43.0	43.7	45.1	47.1	40.5	41.2	42.5	41.2	32.6	33.2	34.3	34.5
	S/T	1.00	0.84	0.70	0.57	1.00	0.84	0.71	0.57	1.00	0.87	0.73	0.60	1.00	0.88	0.75	0.62	1.00	1.00	0.77	0.63	1.00	1.00	0.83	0.69
	ΔT	33	32	29	23	31	29	26	22	31	30	26	23	31	29	26	22	31	29	26	25	35	33	29	25
	kW	2.45	2.90	3.54	3.86	4.37	4.37	4.36	4.40	4.97	4.96	4.95	5.00	5.61	5.61	5.60	5.64	6.34	6.33	6.32	5.45	5.35	5.35	5.34	4.98
	Amps	9.4	11.2	13.9	15.1	17.3	17.3	17.3	17.5	19.9	19.9	19.9	20.0	22.7	22.7	22.7	22.9	25.9	25.9	25.8	22.2	21.9	21.9	21.8	20.3
	Hi PR	261	268	279	289	325	326	328	333	371	372	374	379	421	422	424	429	475	476	478	468	506	507	509	508
Lo PR	118	117	116	125	122	124	127	132	128	130	133	138	134	135	138	143	139	140	143	145	145	146	149	156	
<b>85</b>	MBh	42.1	46.3	49.4	51.5	47.0	47.7	49.0	51.1	45.8	46.5	47.8	49.9	43.8	44.4	45.8	47.9	41.2	41.9	43.3	41.8	33.2	33.8	34.9	35.0
	S/T	1.00	0.90	0.78	0.64	1.00	0.92	0.78	0.65	1.00	0.94	0.81	0.67	1.00	1.00	0.83	0.69	1.00	1.00	0.85	0.70	1.00	1.00	0.90	0.76
	ΔT	33	31	25	21	30	28	25	21	30	28	25	21	30	28	25	21	29	28	24	23	33	31	28	24
	kW	3.12	3.58	3.86	3.90	4.41	4.40	4.39	4.43	5.00	5.00	4.99	5.03	5.65	5.64	5.64	5.68	6.37	6.37	6.36	5.48	5.37	5.37	5.36	5.01
	Amps	12.2	14.0	15.1	15.3	17.5	17.5	17.4	17.6	20.1	20.1	20.0	20.2	22.9	22.9	22.8	23.0	26.0	26.0	26.0	22.3	22.0	22.0	21.9	20.4
	Hi PR	273	280	287	292	328	329	331	336	374	375	377	382	424	425	427	432	477	479	481	471	509	510	512	511
Lo PR	116	116	122	127	124	126	129	134	130	132	135	140	136	137	140	145	141	142	145	147	147	148	151	157	
<b>1590</b>	MBh	44.6	47.2	50.3	52.4	47.9	48.6	49.9	52.0	46.7	47.4	48.7	50.8	44.7	45.3	46.7	48.8	42.1	42.8	44.2	42.6	33.9	34.5	35.7	35.8
	S/T	1.00	0.93	0.82	0.68	1.00	0.95	0.82	0.68	1.00	0.98	0.85	0.71	1.00	1.00	0.86	0.73	1.00	1.00	0.89	0.74	1.00	1.00	0.93	0.80
	ΔT	32	30	24	20	29	27	23	20	29	27	24	20	29	27	23	20	28	27	23	22	32	30	27	23
	kW	3.35	3.61	3.89	3.93	4.43	4.43	4.42	4.46	5.03	5.03	5.02	5.06	5.68	5.67	5.66	5.70	6.40	6.39	6.38	5.50	5.39	5.39	5.38	5.02
	Amps	13.1	14.1	15.2	15.4	17.6	17.6	17.5	17.7	20.2	20.2	20.1	20.3	23.0	23.0	22.9	23.1	26.1	26.1	26.1	22.4	22.1	22.0	22.0	20.5
	Hi PR	278	282	290	295	331	332	334	339	377	378	380	385	427	428	430	435	480	481	483	473	511	512	514	514
Lo PR	118	118	124	129	127	128	131	136	133	134	137	142	138	139	142	147	143	144	147	149	149	150	153	160	

kW = Total system power  
Amps = outdoor unit amps

Shaded area is AHRI conditions

IDB\*: Entering Indoor Dry Bulb Temperature  
High and low pressures are measured at the liquid and suction service valves.  
Airflow may vary depending on actual ambient conditions and system operation modes.



EXPANDED COOLING DATA — DZ6VSA6010A\* / DFVE60DP1400A\*

IDB*	AIRFLOW	OUTDOOR AMBIENT TEMPERATURE																								
		65°F				75°F				85°F				95°F				105°F				115°F				
		59	63	67	71	59	63	67	71	59	63	67	71	59	63	67	71	59	63	67	71	59	63	67	71	
<b>70</b>	<b>1390</b>	MBh	41.6	49.2	54.0	-	53.3	54.1	55.7	-	51.9	52.7	54.3	-	49.5	50.2	51.8	-	41.9	42.6	44.1	-	35.9	36.5	37.8	-
		S/T	0.57	0.49	0.36	-	0.56	0.49	0.36	-	0.58	0.51	0.38	-	0.60	0.53	0.40	-	0.64	0.56	0.43	-	0.69	0.61	0.48	-
		ΔT	20	19	16	-	19	17	14	-	19	17	14	-	19	17	14	-	21	19	15	-	22	20	16	-
		kW	2.90	3.68	4.18	-	5.15	5.14	5.13	-	5.85	5.84	5.83	-	6.60	6.60	6.59	-	6.01	6.01	6.00	-	5.75	5.75	5.74	-
		Amps	10.9	14.1	16.0	-	20.1	20.1	20.1	-	23.2	23.1	23.1	-	26.4	26.4	26.4	-	24.2	24.2	24.2	-	23.3	23.2	23.2	-
	<b>1640</b>	Hi PR	260	272	280	-	324	325	327	-	370	371	373	-	420	421	423	-	459	460	462	-	501	503	504	-
		Lo PR	112	111	113	-	117	119	122	-	123	125	128	-	128	130	133	-	132	134	136	-	141	142	145	-
		MBh	47.6	51.4	57.0	-	54.1	54.9	56.5	-	52.7	53.5	55.1	-	50.3	51.1	52.7	-	42.7	43.4	44.8	-	36.5	37.2	38.5	-
		S/T	0.64	0.56	0.42	-	0.63	0.56	0.43	-	0.65	0.58	0.45	-	0.67	0.60	0.47	-	0.71	0.64	0.51	-	0.76	0.69	0.56	-
		ΔT	20	18	13	-	17	16	13	-	18	16	13	-	17	16	13	-	19	17	14	-	20	18	15	-
<b>1890</b>	kW	3.50	3.93	4.55	-	5.19	5.18	5.17	-	5.89	5.88	5.87	-	6.64	6.64	6.63	-	6.05	6.04	6.03	-	5.78	5.77	5.77	-	
	Amps	13.4	15.1	17.5	-	20.3	20.3	20.2	-	23.3	23.3	23.3	-	26.6	26.6	26.5	-	24.4	24.3	24.3	-	23.4	23.4	23.3	-	
	Hi PR	271	277	286	-	327	328	330	-	373	374	376	-	423	424	426	-	462	463	465	-	504	505	507	-	
	Lo PR	112	113	117	-	119	121	124	-	125	127	130	-	130	132	135	-	134	136	138	-	143	144	147	-	
	MBh	50.2	54.3	58.1	-	55.2	56.0	57.6	-	53.8	54.6	56.2	-	51.4	52.1	53.7	-	43.6	44.3	45.8	-	37.4	38.0	39.3	-	
<b>75</b>	<b>1390</b>	S/T	0.68	0.60	0.46	-	0.66	0.59	0.47	-	0.69	0.62	0.49	-	0.71	0.63	0.51	-	0.75	0.67	0.54	-	1.00	0.72	0.59	-
		ΔT	19	17	12	-	16	15	11	-	17	15	12	-	16	15	11	-	18	16	13	-	19	17	14	-
		kW	3.74	4.25	4.58	-	5.22	5.22	5.21	-	5.92	5.91	5.90	-	6.67	6.67	6.66	-	6.07	6.07	6.06	-	5.80	5.80	5.79	-
		Amps	14.3	16.4	17.7	-	20.4	20.4	20.4	-	23.5	23.5	23.4	-	26.8	26.7	26.7	-	24.5	24.4	24.4	-	23.5	23.5	23.4	-
		Hi PR	276	284	288	-	329	331	333	-	376	377	379	-	426	427	429	-	465	466	468	-	507	508	510	-
	<b>1640</b>	Lo PR	114	114	119	-	122	123	126	-	128	129	132	-	133	134	137	-	136	138	141	-	145	146	149	-
		MBh	41.6	49.2	54.0	58.6	53.3	54.1	55.7	58.2	51.9	52.7	54.3	56.8	49.5	50.3	51.9	54.3	41.9	42.6	44.1	44.8	35.9	36.5	37.8	37.7
		S/T	0.70	0.62	0.48	0.34	0.68	0.61	0.48	0.35	0.70	0.63	0.50	0.37	0.72	0.65	0.52	0.39	0.76	0.69	0.56	0.42	1.00	0.74	0.61	0.48
		ΔT	25	23	20	14	22	21	18	14	23	21	18	15	22	21	18	14	25	23	20	16	26	24	20	16
		kW	2.90	3.68	4.17	4.55	5.14	5.14	5.13	5.18	5.84	5.84	5.83	5.87	6.60	6.59	6.58	6.63	6.01	6.01	6.00	5.67	5.75	5.75	5.74	5.30
<b>1890</b>	Amps	10.9	14.0	16.0	17.5	20.1	20.1	20.0	20.2	23.1	23.1	23.1	23.3	26.4	26.4	26.4	26.6	24.2	24.2	24.1	22.8	23.3	23.2	23.2	21.4	
	Hi PR	261	272	280	288	324	325	327	332	370	371	373	378	420	421	423	428	459	461	462	463	502	503	505	503	
	Lo PR	113	111	113	120	117	119	122	126	123	125	128	132	128	130	133	137	132	134	136	142	141	142	145	151	
	MBh	47.6	51.4	57.0	59.5	54.2	54.9	56.6	59.0	52.8	53.5	55.1	57.6	50.3	51.1	52.7	55.2	42.7	43.4	44.9	45.5	36.6	37.2	38.5	38.3	
	S/T	0.76	0.68	0.55	0.41	0.75	0.68	0.55	0.42	0.77	0.70	0.57	0.44	0.79	0.72	0.59	0.46	1.00	0.76	0.63	0.49	1.00	0.81	0.68	0.55	
<b>75</b>	ΔT	24	22	16	13	21	19	16	13	21	20	17	13	21	21	16	13	24	22	18	14	24	23	19	15	
	kW	3.49	3.93	4.54	4.59	5.18	5.18	5.17	5.22	5.88	5.88	5.87	5.91	6.64	6.62	6.62	6.67	6.04	6.04	6.03	5.70	5.77	5.77	5.76	5.32	
	Amps	13.3	15.0	17.5	17.7	20.3	20.3	20.2	20.4	23.3	23.3	23.2	23.5	26.6	26.6	26.7	26.7	24.3	24.3	24.3	22.9	23.4	23.4	23.3	21.5	
	Hi PR	271	278	286	291	327	328	330	335	373	374	376	381	423	424	426	431	462	463	465	465	504	505	507	505	
	Lo PR	112	113	117	122	119	121	124	128	125	127	130	134	130	132	135	139	134	136	138	144	143	144	147	153	
<b>1890</b>	MBh	50.2	54.3	58.1	60.6	55.2	56.0	57.6	60.1	53.8	54.6	56.2	58.7	51.4	52.2	53.8	56.2	43.6	44.3	45.8	46.4	37.4	38.1	39.4	39.1	
	S/T	0.80	0.72	0.58	0.45	0.79	0.71	0.59	0.45	0.81	0.74	0.61	0.48	0.83	0.76	0.63	0.50	1.00	0.80	0.67	0.53	1.00	0.85	0.72	0.59	
	ΔT	23	21	15	12	20	18	15	12	20	19	15	12	20	18	15	12	22	21	17	13	23	21	18	14	
	kW	3.74	4.25	4.58	4.62	5.22	5.21	5.20	5.25	5.92	5.91	5.90	5.95	6.67	6.66	6.65	6.70	6.07	6.07	6.06	5.72	5.80	5.79	5.79	5.34	
	Amps	14.3	16.4	17.6	17.8	20.4	20.4	20.4	20.6	23.5	23.4	23.4	23.6	26.7	26.7	26.7	26.9	24.4	24.4	24.4	23.0	23.5	23.4	23.4	21.6	
<b>75</b>	Hi PR	277	284	289	294	330	331	333	338	376	377	379	384	426	427	429	434	465	466	468	468	507	508	510	508	
	Lo PR	114	114	119	124	122	123	126	131	128	129	132	137	133	134	137	142	136	138	141	146	145	146	149	156	

IDB\*: Entering Indoor Dry Bulb Temperature  
 High and low pressures are measured at the liquid and suction service valves.  
 Airflow may vary depending on actual ambient conditions and system operation modes.

Shaded area is ACCA (TVA) conditions  
 kW = Total system power  
 Amps = outdoor unit amps

EXPANDED COOLING DATA — DZ6VSA6010A\* / DFVE60DP1400A\* (CONT.)

IDB*	AIRFLOW	OUTDOOR AMBIENT TEMPERATURE																									
		65°F				75°F				85°F				95°F				105°F				115°F					
		59	63	67	71	59	63	67	71	59	63	67	71	59	63	67	71	59	63	67	71	59	63	67	71		
80	1390	MBh	41.9	49.4	54.3	58.9	53.6	54.4	56.0	58.4	52.2	53.0	54.6	57.0	49.8	50.5	52.2	54.6	42.2	42.9	44.3	45.0	36.1	36.7	38.0	37.9	
		S/T	0.82	0.74	0.60	0.46	0.79	0.72	0.60	0.46	1.00	0.75	0.62	0.49	1.00	0.76	0.64	0.50	1.00	0.81	0.68	0.54	1.00	0.86	0.73	0.60	
	1640	ΔT	29	28	24	18	26	25	21	18	27	25	22	18	26	25	21	18	29	27	24	20	30	28	25	21	
		kW	2.90	3.68	4.18	4.55	5.15	5.14	5.13	5.18	5.85	5.84	5.83	5.88	6.60	6.60	6.58	6.63	6.01	6.01	6.00	5.67	5.75	5.75	5.74	5.30	
	1890	Amps	10.9	14.1	16.0	17.5	20.1	20.1	20.1	20.3	23.2	23.1	23.1	23.3	26.4	26.4	26.4	26.6	24.2	24.2	24.2	22.8	23.3	23.2	23.2	21.4	
		Hi PR	261	273	281	288	324	326	328	332	371	372	374	379	421	422	424	429	460	461	463	463	502	503	505	503	
	85	1390	Lo PR	113	112	113	120	118	119	122	127	124	125	128	133	129	130	133	138	133	134	137	142	141	143	146	152
			MBh	47.8	51.7	57.3	59.8	54.5	55.2	56.8	59.3	53.0	53.8	55.4	57.9	50.6	51.4	53.0	55.5	43.0	43.7	45.1	45.7	36.8	37.4	38.7	38.5
		1640	S/T	0.89	0.80	0.66	0.53	0.87	0.80	0.67	0.53	1.00	0.82	0.69	0.56	1.00	0.84	0.71	0.58	1.00	0.88	0.75	0.61	1.00	0.93	0.80	0.67
			ΔT	28	26	20	17	25	23	20	17	25	24	20	17	25	23	20	17	28	26	22	19	29	27	23	19
1890		kW	3.50	3.93	4.55	4.60	5.19	5.18	5.17	5.22	5.89	5.88	5.87	5.92	6.64	6.64	6.62	6.67	6.05	6.04	6.03	5.70	5.78	5.77	5.77	5.32	
		Amps	13.3	15.1	17.5	17.7	20.3	20.3	20.2	20.4	23.3	23.3	23.3	23.5	26.6	26.6	26.6	26.8	24.4	24.3	24.3	22.9	23.4	23.4	23.3	21.5	
88		1390	Hi PR	272	278	286	291	327	329	331	335	374	375	377	382	423	423	425	432	463	464	466	466	505	506	508	506
			Lo PR	113	113	117	122	120	121	124	129	126	127	130	135	131	132	135	140	135	136	139	144	143	145	147	154
		1640	MBh	50.5	54.6	58.4	60.8	55.5	56.3	57.9	60.4	54.1	54.9	56.5	58.9	51.7	52.4	54.1	56.5	43.9	44.6	46.0	46.6	37.7	38.3	39.6	39.4
			S/T	0.92	0.84	0.70	0.56	0.90	0.83	0.70	0.57	1.00	0.85	0.73	0.59	1.00	0.87	0.75	0.61	1.00	0.92	0.79	0.65	1.00	1.00	0.84	0.71
	1890	ΔT	27	25	19	16	24	22	19	16	24	22	19	16	24	22	19	16	27	25	21	17	27	26	22	18	
		kW	3.74	4.25	4.58	4.63	5.22	5.22	5.21	5.25	5.92	5.91	5.90	5.95	6.67	6.67	6.66	6.71	6.07	6.07	6.06	5.72	5.80	5.80	5.79	5.34	
	85	1390	Amps	14.3	16.4	17.7	17.9	20.4	20.4	20.4	20.6	23.5	23.5	23.4	23.6	26.8	26.7	26.7	26.9	24.5	24.4	24.4	23.0	23.5	23.5	23.4	21.6
			Hi PR	277	284	289	294	330	331	333	338	376	378	380	385	426	428	429	434	465	467	468	468	507	509	510	508
	85	1640	Lo PR	115	113	115	122	120	121	124	129	126	127	130	134	131	132	135	139	134	136	139	144	143	144	147	154
			MBh	48.6	52.5	58.2	60.7	55.4	56.1	57.7	60.2	54.0	54.7	56.3	58.8	51.5	52.3	53.9	56.4	43.8	44.5	45.9	46.5	37.5	38.2	39.5	39.2
85	1890	S/T	1.00	0.90	0.76	0.62	1.00	0.89	0.76	0.63	1.00	0.91	0.79	0.65	1.00	0.93	0.80	0.67	1.00	1.00	0.85	0.71	1.00	1.00	0.90	0.77	
		ΔT	32	30	23	20	28	27	23	20	29	27	24	20	28	27	23	20	32	30	26	22	32	30	27	23	
88	1390	kW	3.51	3.94	4.56	4.61	5.20	5.20	5.18	5.23	5.90	5.89	5.88	5.93	6.65	6.65	6.64	6.68	6.06	6.05	6.04	5.71	5.79	5.78	5.77	5.33	
		Amps	13.4	15.1	17.6	17.8	20.3	20.3	20.3	20.5	23.4	23.4	23.3	23.5	26.7	26.6	26.6	26.8	24.4	24.4	24.3	23.0	23.4	23.4	23.4	21.5	
	1640	Hi PR	273	279	288	293	329	330	332	337	375	376	378	383	425	426	428	433	464	465	467	467	506	507	509	507	
		Lo PR	114	115	119	124	122	123	126	131	127	129	132	136	133	134	137	141	136	138	141	146	145	146	149	156	
	1890	MBh	51.3	55.4	59.3	61.7	56.4	57.2	58.8	61.3	55.0	55.8	57.4	59.9	52.6	53.4	55.0	57.4	44.7	45.4	46.9	47.4	38.4	39.0	40.3	40.1	
		S/T	1.00	0.93	0.79	0.66	1.00	0.93	0.80	0.67	1.00	0.95	0.82	0.69	1.00	1.00	0.84	0.71	1.00	1.00	0.89	0.75	1.00	1.00	0.94	0.81	
	88	1890	ΔT	31	29	22	19	27	26	22	19	28	26	23	19	27	26	22	19	31	29	25	21	31	29	26	22
			kW	3.75	4.26	4.59	4.64	5.23	5.23	5.22	5.26	5.93	5.93	5.91	5.96	6.69	6.68	6.67	6.72	6.08	6.08	6.07	5.73	5.81	5.80	5.80	5.35
	88	1890	Amps	14.4	16.4	17.7	17.9	20.5	20.5	20.4	20.6	23.5	23.5	23.5	23.7	26.8	26.8	26.7	26.9	24.5	24.5	24.4	23.1	23.5	23.5	23.5	21.6
			Hi PR	278	286	290	295	331	333	335	340	378	379	381	386	428	429	431	436	467	468	470	470	509	510	512	510
88	1890	Lo PR	116	116	121	126	124	125	128	133	130	131	134	139	135	136	139	144	139	140	143	148	147	149	151	158	

IDB\*: Entering Indoor Dry Bulb Temperature  
 High and low pressures are measured at the liquid and suction service valves.  
 Airflow may vary depending on actual ambient conditions and system operation modes.  
 Shaded area is AHRI conditions  
 kW = Total system power  
 Amps = outdoor unit amps

ENHANCED – EXPANDED COOLING DATA – DZ6VSA241EA\*/DFVE36CP1400A\*

IDB*	OUTDOOR AMBIENT TEMPERATURE																								
	65°F				75°F				85°F				95°F				105°F				115°F				
	AIRFLOW	59	63	67	71	59	63	67	71	59	63	67	71	59	63	67	71	59	63	67	71	59	63	67	71
<b>680</b>	MBh	23.3	23.7	24.4	24.4	23.1	23.5	24.2	25.2	22.5	22.9	23.6	24.6	21.5	21.8	22.5	23.5	20.2	20.5	21.2	22.2	19.0	19.3	20.0	20.0
	S/T	0.54	0.47	0.35	0.35	0.55	0.48	0.35	0.34	0.69	0.62	0.50	0.37	1.00	0.64	0.51	0.38	1.00	0.66	0.54	0.40	1.00	0.59	0.46	0.46
	ΔT	19	17	14	14	19	17	14	14	23	21	18	14	22	21	17	14	22	20	17	14	19	18	15	15
	kW	1.60	1.60	1.59	1.80	1.81	1.81	1.80	1.82	2.04	2.04	2.04	2.05	2.29	2.29	2.29	2.30	2.57	2.57	2.57	2.57	2.90	2.90	2.90	2.90
	Amps	6.0	6.0	6.0	6.9	6.9	6.9	6.9	6.9	7.9	7.9	7.9	8.0	9.0	9.0	9.0	9.0	10.2	10.2	10.2	10.2	11.7	11.7	11.6	11.6
	Hi PR	255	256	258	298	295	296	298	303	338	338	340	345	386	383	384	386	434	432	433	435	484	485	487	487
	Lo PR	119	121	124	131	127	128	131	136	133	134	138	143	148	138	140	143	144	144	145	148	150	152	155	155
	MBh	23.7	24.0	24.7	24.5	23.5	23.8	24.5	25.6	23.3	23.7	24.4	25.0	21.8	22.2	22.9	23.9	21.0	20.6	20.9	21.6	19.4	19.7	20.4	20.4
	S/T	0.61	0.54	0.42	0.42	0.62	0.55	0.42	0.46	0.68	0.61	0.48	0.48	1.00	0.66	0.59	0.47	1.00	0.61	0.49	0.49	1.00	0.66	0.53	0.53
	ΔT	17	16	12	12	17	16	12	12	17	15	12	12	16	17	16	12	17	15	12	12	18	16	13	13
kW	1.61	1.61	1.61	1.82	1.82	1.82	1.82	1.83	2.06	2.06	2.06	2.06	2.32	2.32	2.32	2.31	2.60	2.59	2.58	2.58	2.92	2.92	2.91	2.91	
Amps	6.1	6.0	6.0	7.0	7.0	7.0	6.9	7.0	8.0	8.0	8.0	8.0	9.1	9.1	9.1	9.1	10.3	10.3	10.3	10.3	11.7	11.7	11.7	11.7	
Hi PR	257	259	260	301	298	299	301	303	343	344	345	345	388	385	387	388	434	434	436	437	487	488	490	490	
Lo PR	121	123	126	133	129	130	133	136	137	137	140	142	143	140	142	145	148	148	147	150	152	154	157	157	
MBh	24.2	24.5	25.2	25.0	23.9	24.3	25.0	26.1	23.3	23.7	24.4	25.0	21.8	22.2	22.9	23.9	21.0	21.0	21.3	22.0	19.8	20.2	20.9	20.9	
S/T	0.65	0.58	0.45	0.46	0.65	0.58	0.46	0.46	0.70	0.63	0.50	0.50	1.00	0.70	0.63	0.50	1.00	0.65	0.52	0.52	1.00	0.69	0.57	0.57	
ΔT	16	15	11	11	16	15	11	11	17	15	12	12	16	15	11	11	16	14	11	11	17	15	12	12	
kW	1.62	1.62	1.62	1.83	1.83	1.83	1.83	1.83	2.06	2.06	2.06	2.06	2.32	2.32	2.32	2.31	2.60	2.60	2.59	2.59	2.93	2.93	2.92	2.92	
Amps	6.1	6.1	6.1	7.0	7.0	7.0	7.0	7.0	8.0	8.0	8.0	8.0	9.1	9.1	9.1	9.1	10.3	10.3	10.3	10.3	11.8	11.8	11.8	11.8	
Hi PR	260	261	263	303	300	301	303	303	343	344	345	345	388	388	389	391	437	437	438	440	489	490	492	492	
Lo PR	124	125	128	136	131	133	136	141	137	139	142	142	143	143	144	147	148	148	150	153	155	156	159	159	
<b>70</b>	MBh	23.4	23.7	24.4	25.5	23.1	23.5	24.2	25.2	22.5	22.9	23.6	24.6	21.5	21.8	22.5	23.5	20.2	20.5	21.2	22.2	19.0	19.4	20.1	21.1
	S/T	0.66	0.59	0.47	0.34	0.67	0.60	0.47	0.34	0.69	0.62	0.50	0.37	1.00	0.64	0.51	0.38	1.00	0.66	0.54	0.40	1.00	0.71	0.58	0.45
	ΔT	22	21	17	14	22	21	17	14	23	21	18	14	22	21	17	14	22	20	17	14	23	21	18	15
	kW	1.60	1.60	1.59	1.61	1.81	1.80	1.80	1.82	2.04	2.04	2.03	2.05	2.29	2.29	2.29	2.30	2.57	2.57	2.57	2.58	2.90	2.90	2.90	2.91
	Amps	6.0	6.0	6.0	6.0	6.9	6.9	6.9	6.9	7.9	7.9	7.9	8.0	9.0	9.0	9.0	9.1	10.2	10.2	10.2	10.3	11.7	11.7	11.6	11.7
	Hi PR	255	256	258	262	295	296	298	303	338	339	340	345	383	383	384	386	434	432	433	435	484	485	487	492
	Lo PR	119	121	124	129	127	128	131	136	133	134	138	143	148	138	140	143	144	144	145	148	150	152	155	160
	MBh	23.7	24.1	24.8	25.8	23.5	23.8	24.5	25.6	23.3	23.7	24.4	25.0	21.8	22.2	22.9	23.9	21.0	20.6	20.9	21.6	19.4	19.7	20.4	21.5
	S/T	0.73	0.66	0.54	0.41	0.74	0.67	0.54	0.41	0.70	0.69	0.57	0.43	1.00	0.71	0.58	0.45	1.00	0.73	0.60	0.47	1.00	0.78	0.65	0.52
	ΔT	21	19	16	13	21	19	16	13	21	20	16	13	21	19	16	13	21	19	16	13	22	20	17	14
kW	1.61	1.61	1.61	1.62	1.82	1.82	1.81	1.83	2.05	2.05	2.05	2.06	2.30	2.30	2.30	2.32	2.59	2.58	2.58	2.60	2.92	2.91	2.91	2.93	
Amps	6.0	6.0	6.0	6.1	7.0	6.9	6.9	7.0	8.0	8.0	7.9	8.0	9.1	9.1	9.1	9.1	10.3	10.3	10.3	10.3	11.7	11.7	11.7	11.8	
Hi PR	258	259	261	265	298	299	301	305	340	341	343	348	386	386	389	393	435	436	438	442	487	488	490	494	
Lo PR	121	123	126	131	129	130	133	138	135	137	140	145	148	141	142	145	146	146	147	150	152	154	157	162	
MBh	24.2	24.5	25.2	26.3	24.0	24.3	25.0	26.1	23.4	23.7	24.4	25.4	22.3	22.6	23.3	24.4	21.0	21.0	21.3	22.0	19.8	20.2	20.9	21.9	
S/T	0.77	0.70	0.57	0.44	0.77	0.70	0.58	0.45	1.00	0.73	0.60	0.47	1.00	0.74	0.62	0.49	1.00	0.76	0.64	0.51	1.00	1.00	0.69	0.56	
ΔT	20	18	15	12	20	18	15	12	20	19	15	12	20	18	15	12	20	18	15	12	21	19	16	13	
kW	1.62	1.62	1.62	1.63	1.83	1.83	1.83	1.84	2.06	2.06	2.06	2.07	2.32	2.31	2.31	2.33	2.60	2.60	2.59	2.61	2.93	2.92	2.92	2.94	
Amps	6.1	6.1	6.1	6.1	7.0	7.0	7.0	7.0	8.0	8.0	8.0	8.1	9.1	9.1	9.1	9.2	10.3	10.3	10.3	10.4	11.8	11.8	11.7	11.8	
Hi PR	260	261	263	268	301	302	303	308	343	344	346	350	388	389	391	396	437	438	440	445	489	491	492	497	
Lo PR	124	125	128	133	131	133	136	141	137	139	142	147	143	144	147	152	148	150	153	158	155	156	159	164	

IDB\*: Entering Indoor Dry Bulb Temperature  
 High and low pressures are measured at the liquid and suction service valves.  
 Airflow may vary depending on actual ambient conditions and system operation modes.

Shaded area is ACCA (TVA) conditions  
 kW = Total system power  
 Amps = outdoor unit amps

ENHANCED – EXPANDED COOLING DATA – DZ6VSA241EA\*/DFVE36CP1400A\* (CONT.)

IDB*	AIRFLOW	OUTDOOR AMBIENT TEMPERATURE																																			
		65°F						75°F						85°F						95°F						105°F						115°F					
		59	63	67	71	59	63	67	71	59	63	67	71	59	63	67	71	59	63	67	71	59	63	67	71	59	63	67	71								
<b>680</b>	MBh	23.5	23.8	24.5	25.6	23.3	23.6	24.3	25.4	22.7	23.0	23.7	24.8	21.6	21.9	22.6	23.7	20.3	20.7	21.4	22.4	19.1	19.5	20.2	21.2												
	S/T	0.78	0.71	0.58	0.45	1.00	0.74	0.61	0.48	1.00	0.76	0.63	0.50	1.00	0.76	0.63	0.50	1.00	1.00	0.65	0.52	1.00	1.00	0.70	0.57												
	ΔT	26	24	21	18	26	24	21	18	26	24	21	18	26	24	21	18	26	24	21	18	27	25	22	19												
	kW	1.60	1.60	1.59	1.61	1.81	1.81	1.80	1.82	2.04	2.04	2.04	2.05	2.29	2.29	2.29	2.30	2.57	2.57	2.57	2.58	2.90	2.90	2.90	2.92												
	Amps	6.0	6.0	6.0	6.0	6.9	6.9	6.9	6.9	7.9	7.9	7.9	8.0	9.0	9.0	9.0	9.1	10.2	10.2	10.2	10.3	11.7	11.7	11.7	11.8												
	Hi PR	256	257	258	263	296	297	299	303	338	339	341	345	384	385	386	391	433	434	435	440	485	486	488	492												
	Lo PR	120	121	124	130	127	129	132	137	134	135	138	143	139	140	143	149	144	146	149	154	151	152	155	160												
	MBh	23.8	24.2	24.9	25.9	23.6	24.0	24.7	25.7	23.0	23.4	24.1	25.1	22.0	22.3	<b>23.0</b>	24.1	20.7	21.0	21.7	22.8	19.5	19.8	20.5	21.6												
	S/T	0.85	0.78	0.65	0.52	1.00	0.78	0.66	0.53	1.00	0.81	0.68	0.55	1.00	0.83	<b>0.70</b>	0.57	1.00	1.00	0.72	0.59	1.00	1.00	0.77	0.64												
	ΔT	25	23	20	17	25	23	20	17	25	23	20	17	25	23	20	17	25	23	20	16	26	24	21	17												
kW	1.61	1.61	1.61	1.62	1.82	1.82	1.82	1.83	2.05	2.05	2.05	2.06	2.31	2.30	<b>2.30</b>	2.32	2.59	2.59	2.58	2.60	2.92	2.92	2.91	2.93													
Amps	6.1	6.0	6.0	6.1	7.0	7.0	7.0	7.0	8.0	8.0	7.9	8.0	9.1	9.1	<b>9.0</b>	9.1	10.3	10.3	10.3	10.3	11.7	11.7	11.7	11.8													
Hi PR	258	259	261	266	298	300	301	306	341	342	344	348	386	387	<b>389</b>	393	435	436	438	442	487	489	490	495													
Lo PR	122	123	127	132	129	131	134	139	136	137	140	145	141	143	<b>146</b>	151	146	148	151	156	153	154	157	163													
MBh	24.3	24.6	25.3	26.4	24.1	24.4	25.1	26.2	23.5	23.8	24.5	25.6	22.4	22.8	23.5	24.5	21.1	21.5	22.2	23.2	20.0	20.3	21.0	22.1													
S/T	1.00	0.81	0.69	0.56	1.00	0.82	0.69	0.56	1.00	0.84	0.72	0.59	1.00	0.86	0.74	0.60	1.00	1.00	0.76	0.62	1.00	1.00	0.80	0.67													
ΔT	24	22	19	16	24	22	19	16	24	22	19	16	24	22	19	16	24	22	19	15	25	23	20	16													
kW	1.62	1.62	1.62	1.63	1.83	1.83	1.83	1.84	2.06	2.06	2.06	2.08	2.32	2.31	2.31	2.33	2.60	2.60	2.59	2.61	2.93	2.93	2.92	2.94													
Amps	6.1	6.1	6.1	6.1	7.0	7.0	7.0	7.1	8.0	8.0	8.0	8.1	9.1	9.1	9.1	9.2	10.3	10.3	10.3	10.4	11.8	11.8	11.8	11.8													
Hi PR	261	262	264	268	301	302	304	308	343	344	346	351	389	390	392	396	438	439	441	445	490	491	493	497													
Lo PR	124	126	129	134	132	133	136	141	138	139	143	148	143	145	148	153	149	150	153	158	155	157	160	165													

IDB*	AIRFLOW	OUTDOOR AMBIENT TEMPERATURE																																			
		65°F						75°F						85°F						95°F						105°F						115°F					
		59	63	67	71	59	63	67	71	59	63	67	71	59	63	67	71	59	63	67	71	59	63	67	71	59	63	67	71								
<b>680</b>	MBh	23.9	24.2	24.9	26.0	23.7	24.0	24.7	25.8	23.1	23.4	24.1	25.2	22.0	22.3	23.0	24.1	20.7	21.0	21.7	22.8	19.5	19.9	20.6	21.6												
	S/T	1.00	0.80	0.68	0.55	1.00	0.81	0.68	0.55	1.00	1.00	0.71	0.57	1.00	1.00	0.72	0.59	1.00	1.00	0.74	0.61	1.00	1.00	0.79	0.66												
	ΔT	29	28	25	21	29	28	25	21	30	28	25	21	29	28	25	21	29	27	24	21	30	29	25	22												
	kW	1.60	1.60	1.60	1.61	1.81	1.81	1.81	1.82	2.04	2.04	2.04	2.06	2.30	2.29	2.29	2.31	2.58	2.58	2.57	2.59	2.91	2.91	2.90	2.92												
	Amps	6.0	6.0	6.0	6.1	6.9	6.9	6.9	7.0	7.9	7.9	7.9	8.0	9.0	9.0	9.0	9.1	10.2	10.2	10.2	10.3	11.7	11.7	11.7	11.7												
	Hi PR	257	258	260	264	297	298	300	304	339	340	342	347	385	386	388	392	434	435	437	441	486	487	489	493												
	Lo PR	122	123	126	131	129	130	133	139	135	137	140	145	141	142	145	150	146	148	151	156	153	154	157	162												
	MBh	24.2	24.6	25.3	26.3	24.0	24.4	25.1	26.1	23.4	23.7	24.4	25.5	22.4	22.7	23.4	24.5	21.1	21.4	22.1	23.2	19.9	20.2	20.9	22.0												
	S/T	1.00	0.87	0.75	0.62	1.00	0.88	0.75	0.62	1.00	1.00	0.78	0.64	1.00	1.00	0.79	0.66	1.00	1.00	0.81	0.68	1.00	1.00	1.00	0.73												
	ΔT	28	27	23	20	28	26	23	20	28	27	24	20	28	26	23	20	28	26	23	20	29	27	24	21												
kW	1.62	1.61	1.61	1.63	1.82	1.82	1.82	1.84	2.06	2.06	2.05	2.07	2.31	2.31	2.30	2.32	2.59	2.59	2.59	2.60	2.92	2.92	2.92	2.93													
Amps	6.1	6.1	6.0	6.1	7.0	7.0	7.0	7.0	8.0	8.0	8.0	8.0	9.1	9.1	9.1	9.1	10.3	10.3	10.3	10.4	11.7	11.7	11.7	11.8													
Hi PR	259	260	262	267	300	301	303	307	342	343	345	349	387	388	390	395	436	437	439	444	489	490	492	496													
Lo PR	124	125	128	133	131	133	136	141	137	139	142	147	143	144	147	152	148	150	153	158	155	156	159	164													
MBh	24.7	25.0	25.7	26.8	24.5	24.8	25.5	26.6	23.9	24.2	24.9	26.0	22.8	23.1	23.8	24.9	21.5	21.9	22.6	23.6	20.4	20.7	21.4	22.5													
S/T	1.00	0.91	0.78	0.65	1.00	0.91	0.79	0.66	1.00	1.00	0.81	0.68	1.00	1.00	0.83	0.70	1.00	1.00	0.85	0.72	1.00	1.00	1.00	0.76													
ΔT	27	25	22	19	27	25	22	19	27	26	22	19	27	25	22	19	27	25	22	19	28	26	23	20													
kW	1.63	1.63	1.62	1.64	1.84	1.83	1.83	1.85	2.07	2.07	2.06	2.08	2.32	2.32	2.32	2.33	2.60	2.60	2.60	2.61	2.93	2.93	2.93	2.94													
Amps	6.1	6.1	6.1	6.2	7.0	7.0	7.0	7.1	8.0	8.0	8.0	8.1	9.1	9.1	9.1	9.2	10.4	10.3	10.3	10.4	11.8	11.8	11.8	11.8													
Hi PR	262	263	265	269	302	303	305	310	344	346	347	352	390	391	393	397	439	440	442	446	491	492	494	499													
Lo PR	126	128	131	136	133	135	138	143	140	141	144	149	145	147	150	155	150	152	155	160	157	159	162	167													

IDB\*: Entering Indoor Dry Bulb Temperature  
 High and low pressures are measured at the liquid and suction service valves.  
 Airflow may vary depending on actual ambient conditions and system operation modes.  
 Shaded area is AHRI conditions  
 kW = Total system power  
 Amps = outdoor unit amps

ENHANCED – EXPANDED COOLING DATA — DZ6VSA361EA\*/DFVE48DP1400A\*

IDB*	AIRFLOW	OUTDOOR AMBIENT TEMPERATURE																							
		65°F				75°F				85°F				95°F				105°F				115°F			
		59	63	67	71	59	63	67	71	59	63	67	71	59	63	67	71	59	63	67	71	59	63	67	71
<b>1070</b>	MBh	35.1	35.2	36.2	34.4	34.9	35.9	33.5	34.0	35.0	31.9	32.4	33.5	30.0	30.5	31.5	28.3	28.8	29.8						
	S/T	0.60	0.54	0.40	0.63	0.55	0.41	0.65	0.57	0.43	0.68	0.60	0.45	0.70	0.62	0.48	1.00	0.67	0.53						
	ΔT	20	17	14	19	17	14	19	17	14	19	17	14	19	17	14	20	18	15						
	kW	2.16	2.39	2.38	2.70	2.69	2.69	3.04	3.04	3.03	3.41	3.41	3.40	3.82	3.82	3.82	4.31	4.31	4.30						
	Amps	8.0	8.9	8.9	10.3	10.3	10.2	11.8	11.8	11.7	13.4	13.4	13.3	15.2	15.2	15.1	17.3	17.3	17.3						
	Hi PR	262	255	256	294	295	297	336	337	339	381	382	384	430	431	432	482	483	484						
Lo PR	117	119	122	124	126	129	131	132	135	136	137	140	141	143	146	148	149	152							
<b>70</b>	MBh	35.3	35.7	36.8	34.9	35.4	36.5	34.0	34.5	35.6	32.5	33.0	34.0	30.6	31.0	32.1	28.8	29.3	30.3						
	S/T	0.70	0.62	0.48	0.71	0.63	0.49	0.73	0.65	0.51	0.76	0.67	0.53	1.00	0.70	0.56	1.00	0.75	0.61						
	ΔT	18	16	13	18	16	13	18	16	13	18	16	13	17	16	12	18	17	14						
	kW	2.41	2.41	2.40	2.72	2.71	2.71	3.06	3.06	3.05	3.43	3.43	3.42	3.84	3.84	3.83	4.33	4.33	4.32						
	Amps	9.0	9.0	9.0	10.4	10.4	10.3	11.8	11.8	11.8	13.5	13.5	13.4	15.3	15.3	15.2	17.4	17.4	17.3						
	Hi PR	256	257	259	296	297	299	338	339	341	383	385	386	432	433	435	484	485	487						
Lo PR	119	121	124	126	128	131	133	134	137	138	139	142	143	145	148	150	151	154							
<b>1450</b>	MBh	35.9	36.4	37.5	35.6	36.1	37.1	34.7	35.2	36.2	33.1	33.6	34.7	31.2	31.7	32.8	29.5	30.0	31.0						
	S/T	0.74	0.66	0.52	0.75	0.67	0.53	0.77	0.69	0.55	0.80	0.71	0.57	1.00	0.74	0.60	1.00	0.79	0.65						
	ΔT	17	15	12	17	15	12	17	15	12	17	15	12	16	15	11	17	16	12						
	kW	2.42	2.42	2.42	2.73	2.73	2.72	3.07	3.07	3.07	3.44	3.44	3.44	3.86	3.86	3.85	4.34	4.34	4.34						
	Amps	9.1	9.1	9.1	10.4	10.4	10.4	11.9	11.9	11.9	13.5	13.5	13.5	15.3	15.3	15.3	17.4	17.4	17.4						
	Hi PR	259	260	262	299	300	302	341	342	344	386	387	389	435	436	438	487	488	490						
Lo PR	122	123	126	129	130	133	135	137	140	140	142	145	146	147	150	152	154	157							

<b>1070</b>	MBh	35.1	35.2	36.3	37.9	34.4	34.9	36.0	37.5	33.5	34.0	35.0	36.6	31.9	32.4	33.5	35.1	30.0	30.5	31.6	33.2	28.3	28.8	29.8	31.4
	S/T	0.73	0.68	0.53	0.38	0.76	0.68	0.54	0.39	0.79	0.71	0.57	0.42	1.00	0.73	0.59	0.44	1.00	0.75	0.61	0.46	1.00	0.81	0.67	0.52
	ΔT	24	21	18	14	23	21	18	14	23	21	18	15	23	21	18	14	22	21	18	14	24	22	19	15
	kW	2.16	2.38	2.38	2.40	2.69	2.69	2.69	2.71	3.04	3.03	3.03	3.05	3.41	3.40	3.40	3.42	3.82	3.82	3.81	3.84	4.31	4.30	4.30	4.32
	Amps	8.0	8.9	8.9	9.0	10.3	10.3	10.2	10.3	11.8	11.7	11.7	11.8	13.4	13.4	13.3	13.4	15.2	15.2	15.1	15.2	17.3	17.3	17.2	17.3
	Hi PR	263	255	257	261	294	295	297	301	336	337	339	343	381	382	384	388	430	431	433	437	482	483	485	489
Lo PR	117	119	122	127	124	126	129	134	131	132	135	140	136	137	140	145	141	143	146	151	148	149	152	157	
<b>75</b>	MBh	35.3	35.8	36.8	38.4	35.0	35.5	36.5	38.1	34.1	34.5	35.6	37.2	32.5	33.0	34.0	35.6	30.6	31.1	32.1	33.7	28.8	29.3	30.4	32.0
	S/T	0.84	0.76	0.61	0.46	0.84	0.76	0.62	0.47	0.87	0.79	0.65	0.50	1.00	0.81	0.67	0.52	1.00	0.83	0.69	0.54	1.00	0.89	0.75	0.60
	ΔT	21	20	17	13	21	20	16	13	22	20	17	13	21	20	16	13	21	19	16	13	22	21	17	14
	kW	2.41	2.40	2.40	2.42	2.71	2.71	2.71	2.73	3.06	3.05	3.05	3.07	3.43	3.42	3.42	3.44	3.84	3.84	3.83	3.86	4.33	4.32	4.32	4.34
	Amps	9.0	9.0	9.0	9.1	10.4	10.3	10.3	10.4	11.8	11.8	11.8	11.9	13.5	13.4	13.4	13.5	15.2	15.2	15.2	15.3	17.4	17.4	17.3	17.4
	Hi PR	256	257	259	264	296	298	299	304	338	340	341	346	384	385	387	391	432	434	435	440	484	486	487	492
Lo PR	119	121	124	129	126	128	131	136	133	134	137	142	138	140	143	148	143	145	148	153	150	151	154	159	
<b>1450</b>	MBh	35.9	36.4	37.5	39.1	35.6	36.1	37.2	38.8	34.7	35.2	36.3	37.8	33.2	33.7	34.7	36.3	31.2	31.7	32.8	34.4	29.5	30.0	31.0	32.6
	S/T	0.88	0.80	0.65	0.50	0.88	0.80	0.66	0.51	1.00	0.83	0.69	0.54	1.00	0.85	0.71	0.56	1.00	0.87	0.73	0.58	1.00	0.93	0.79	0.63
	ΔT	20	19	15	12	20	19	15	12	21	19	16	12	20	19	15	12	20	18	15	12	21	19	16	13
	kW	2.42	2.42	2.41	2.44	2.73	2.73	2.72	2.75	3.07	3.07	3.06	3.09	3.44	3.44	3.43	3.46	3.86	3.85	3.85	3.87	4.34	4.34	4.33	4.36
	Amps	9.1	9.1	9.1	9.2	10.4	10.4	10.4	10.5	11.9	11.9	11.9	12.0	13.5	13.5	13.5	13.6	15.3	15.3	15.3	15.4	17.4	17.4	17.4	17.5
	Hi PR	259	260	262	266	299	300	302	306	341	342	344	348	386	387	389	393	435	436	438	442	487	488	490	494
Lo PR	122	123	126	131	129	130	133	138	135	137	140	145	140	142	145	150	146	147	150	155	152	154	157	162	

IDB\*: Entering Indoor Dry Bulb Temperature  
 High and low pressures are measured at the liquid and suction service valves.  
 Airflow may vary depending on actual ambient conditions and system operation modes.

Shaded area is ACCA (TVA) conditions  
 kW = Total system power  
 Amps = outdoor unit amps

ENHANCED – EXPANDED COOLING DATA – DZ6VSA361EA\*/DFVE48DP1400A\* (CONT.)

IDB*	AIRFLOW	OUTDOOR AMBIENT TEMPERATURE																							
		65°F				75°F				85°F				95°F				105°F				115°F			
		59	63	67	71	59	63	67	71	59	63	67	71	59	63	67	71	59	63	67	71	59	63	67	71
<b>1070</b>	MBh	35.3	35.4	36.4	38.0	34.6	35.1	36.1	37.7	33.7	34.2	35.2	36.8	32.1	32.6	33.7	35.2	30.2	30.7	31.8	33.3	28.5	29.0	30.0	31.6
	S/T	0.86	0.81	0.67	0.52	1.00	0.82	0.67	0.52	1.00	0.84	0.70	0.55	1.00	0.86	0.72	0.57	1.00	0.89	0.74	0.59	1.00	1.00	0.80	0.65
	ΔT	28	25	22	18	27	25	22	18	27	25	22	18	27	25	22	18	26	25	21	18	27	26	22	19
	kW	2.16	2.39	2.38	2.40	2.70	2.69	2.69	2.71	3.04	3.04	3.03	3.05	3.41	3.41	3.40	3.42	3.82	3.82	3.81	3.84	4.31	4.31	4.30	4.32
	Amps	8.0	8.9	8.9	9.0	10.3	10.3	10.2	10.3	11.8	11.8	11.7	11.8	13.4	13.4	13.3	13.4	15.2	15.2	15.1	15.2	17.3	17.3	17.3	17.4
	Hi PR	263	255	257	262	294	295	297	302	336	337	339	344	382	383	384	389	430	431	433	438	482	483	485	490
	Lo PR	117	119	122	127	125	126	129	134	131	133	136	141	137	138	141	146	142	143	146	151	148	150	153	158
	MBh	35.5	35.9	37.0	38.6	35.1	35.6	36.7	38.3	34.2	34.7	35.8	37.4	32.7	33.2	34.2	35.8	30.8	31.2	32.3	33.9	29.0	29.5	30.5	32.1
	S/T	0.97	0.89	0.75	0.60	1.00	0.90	0.75	0.60	1.00	0.92	0.78	0.63	1.00	0.94	0.80	0.65	1.00	0.97	0.82	0.67	1.00	1.00	0.88	0.73
	ΔT	25	24	20	17	25	24	20	17	26	24	21	17	25	24	20	17	25	23	20	17	26	24	21	18
kW	2.41	2.41	2.40	2.42	2.72	2.71	2.71	2.73	3.06	3.06	3.05	3.07	3.43	3.43	3.42	3.44	3.84	3.84	3.83	3.86	4.33	4.33	4.32	4.34	
Amps	9.0	9.0	9.0	9.1	10.4	10.3	10.3	10.4	11.8	11.8	11.8	11.9	13.5	13.4	13.4	13.5	15.3	15.2	15.2	15.3	17.4	17.4	17.3	17.4	
Hi PR	257	258	260	264	297	298	300	304	339	340	342	346	384	385	387	391	433	434	436	440	485	486	488	492	
Lo PR	120	121	124	129	127	128	131	136	133	135	138	143	139	140	143	148	144	145	148	153	150	152	155	160	
MBh	36.1	36.6	37.7	39.2	35.8	36.3	37.3	38.9	34.9	35.4	36.4	38.0	33.3	33.8	34.9	36.5	31.4	31.9	33.0	34.5	29.7	30.2	31.2	32.8	
S/T	1.00	0.93	0.79	0.64	1.00	0.94	0.79	0.64	1.00	0.96	0.82	0.67	1.00	0.98	0.84	0.69	1.00	1.00	0.86	0.71	1.00	1.00	0.92	0.77	
ΔT	24	23	19	16	24	22	19	16	24	23	20	16	24	22	19	16	24	22	19	16	25	23	20	17	
kW	2.42	2.42	2.42	2.44	2.73	2.73	2.72	2.75	3.07	3.07	3.07	3.09	3.44	3.44	3.44	3.46	3.86	3.86	3.85	3.87	4.34	4.34	4.34	4.36	
Amps	9.1	9.1	9.1	9.2	10.4	10.4	10.4	10.5	11.9	11.9	11.9	12.0	13.5	13.5	13.5	13.6	15.3	15.3	15.3	15.4	17.4	17.4	17.4	17.5	
Hi PR	259	260	262	267	299	301	302	307	341	343	344	349	387	388	390	394	435	436	438	443	487	489	490	495	
Lo PR	122	124	127	132	129	131	134	139	136	137	140	145	141	142	145	150	146	148	151	156	153	154	157	162	

<b>1070</b>	MBh	35.9	36.0	37.0	38.6	35.2	35.7	36.7	38.3	34.3	34.8	35.8	37.4	32.7	33.2	34.2	35.8	30.8	31.3	32.3	33.9	29.1	29.6	30.6	32.2
	S/T	1.00	0.92	0.77	0.62	1.00	0.92	0.78	0.63	1.00	0.95	0.81	0.66	1.00	1.00	0.83	0.68	1.00	1.00	0.85	0.70	1.00	1.00	0.90	0.75
	ΔT	32	28	25	22	30	28	25	22	30	28	25	22	30	28	25	22	30	28	25	21	31	29	26	22
	kW	2.16	2.39	2.39	2.41	2.70	2.70	2.69	2.72	3.04	3.04	3.04	3.06	3.41	3.41	3.41	3.43	3.83	3.83	3.82	3.84	4.31	4.31	4.31	4.33
	Amps	8.0	9.0	8.9	9.0	10.3	10.3	10.3	10.4	11.8	11.8	11.8	11.9	13.4	13.4	13.4	13.5	15.2	15.2	15.2	15.3	17.3	17.3	17.3	17.4
	Hi PR	264	257	258	263	296	297	298	303	337	339	340	345	383	384	386	390	431	433	434	439	483	485	486	491
	Lo PR	119	121	124	129	127	128	131	136	133	134	137	142	138	140	143	148	143	145	148	153	150	151	154	159
	MBh	36.0	36.5	37.6	39.2	35.7	36.2	37.3	38.8	34.8	35.3	36.3	37.9	33.3	33.7	34.8	36.4	31.3	31.8	32.9	34.5	29.6	30.1	31.1	32.7
	S/T	1.00	1.00	0.85	0.70	1.00	1.00	0.86	0.71	1.00	1.00	0.89	0.74	1.00	1.00	0.91	0.76	1.00	1.00	0.93	0.78	1.00	1.00	0.98	0.83
	ΔT	29	27	24	20	29	27	24	20	29	27	24	21	29	27	24	20	28	27	23	20	30	28	25	21
kW	2.41	2.41	2.41	2.43	2.72	2.72	2.71	2.74	3.06	3.06	3.06	3.08	3.43	3.43	3.43	3.45	3.85	3.85	3.84	3.86	4.33	4.33	4.33	4.35	
Amps	9.1	9.0	9.0	9.1	10.4	10.4	10.4	10.5	11.9	11.9	11.8	11.9	13.5	13.5	13.5	13.6	15.3	15.3	15.3	15.4	17.4	17.4	17.4	17.5	
Hi PR	258	259	261	265	298	299	301	305	340	341	343	347	385	386	388	393	434	435	437	441	486	487	489	493	
Lo PR	122	123	126	131	129	130	133	138	135	136	139	144	140	142	145	150	146	147	150	155	152	154	156	162	
MBh	36.7	37.2	38.2	39.8	36.4	36.9	37.9	39.5	35.5	36.0	37.0	38.6	33.9	34.4	35.5	37.0	32.0	32.5	33.5	35.1	30.3	30.8	31.8	33.4	
S/T	1.00	1.00	0.89	0.74	1.00	1.00	0.90	0.75	1.00	1.00	0.93	0.78	1.00	1.00	0.95	0.80	1.00	1.00	0.97	0.82	1.00	1.00	1.00	0.87	
ΔT	28	26	23	19	28	26	23	19	28	26	23	20	28	26	23	19	27	26	22	19	28	27	23	20	
kW	2.43	2.43	2.42	2.45	2.74	2.73	2.73	2.75	3.08	3.08	3.07	3.10	3.45	3.45	3.44	3.47	3.86	3.86	3.86	3.88	4.35	4.35	4.34	4.37	
Amps	9.1	9.1	9.1	9.2	10.5	10.4	10.4	10.5	11.9	11.9	11.9	12.0	13.6	13.5	13.5	13.6	15.4	15.3	15.3	15.4	17.5	17.5	17.4	17.5	
Hi PR	261	262	263	268	301	302	304	308	343	344	346	350	388	389	391	395	437	438	439	444	489	490	491	496	
Lo PR	124	125	128	133	131	133	136	141	137	139	142	147	143	144	147	152	148	149	152	157	154	156	159	164	

IDB\*: Entering Indoor Dry Bulb Temperature  
 High and low pressures are measured at the liquid and suction service valves.  
 Airflow may vary depending on actual ambient conditions and system operation modes.

Shaded area is AHRI conditions  
 kW = Total system power  
 Amps = outdoor unit amps

ENHANCED – EXPANDED COOLING DATA — DZ6VSA421EA\*/DFVE60DP1400A\*

IDB*	AIRFLOW	OUTDOOR AMBIENT TEMPERATURE																							
		65°F				75°F				85°F				95°F				105°F				115°F			
		59	63	67	71	59	63	67	71	59	63	67	71	59	63	67	71	59	63	67	71	59	63	67	71
<b>70</b>	MBh	40.6	41.2	42.4	42.4	40.2	40.8	42.0	42.0	39.2	39.7	41.0	41.0	37.3	37.9	39.1	39.1	35.1	35.7	36.9	36.9	33.1	33.6	34.9	34.9
	S/T	0.54	0.47	0.35	0.35	0.55	0.48	0.35	0.35	0.57	0.50	0.38	0.38	0.59	0.52	0.40	0.40	0.61	0.54	0.42	0.42	0.66	0.59	0.46	0.46
	ΔT	20	18	15	15	20	18	15	15	20	18	15	15	20	18	15	15	20	18	14	14	21	19	15	15
	kW	2.79	2.78	2.78	2.78	3.15	3.14	3.14	3.14	3.55	3.55	3.54	3.54	3.99	3.98	3.98	3.98	4.47	4.47	4.47	4.47	5.05	5.04	5.04	5.04
	Amps	10.4	10.4	10.4	10.4	12.0	12.0	12.0	12.0	13.8	13.7	13.7	13.7	15.7	15.6	15.6	15.6	17.8	17.8	17.7	17.7	20.3	20.2	20.2	20.2
	Hi PR	260	261	263	263	301	302	304	304	344	345	347	347	390	391	393	393	440	441	443	443	493	495	496	496
	Lo PR	113	115	118	118	120	122	125	125	126	128	131	131	132	133	136	136	137	138	141	141	143	144	147	147
	MBh	41.2	41.8	43.0	43.0	40.9	41.4	42.7	42.7	39.8	40.4	41.6	41.6	38.0	38.5	39.8	39.8	35.7	36.3	37.5	37.5	33.7	34.3	35.5	35.5
	S/T	0.61	0.54	0.42	0.42	0.62	0.55	0.42	0.42	0.64	0.57	0.45	0.45	0.66	0.59	0.47	0.47	0.68	0.61	0.49	0.49	1.00	0.66	0.53	0.53
	ΔT	18	17	13	13	18	17	13	13	19	17	13	13	18	17	13	13	18	16	13	13	19	17	14	14
kW	2.81	2.81	2.80	2.80	3.17	3.17	3.16	3.16	3.57	3.57	3.56	3.56	4.01	4.01	4.00	4.00	4.50	4.49	4.49	4.49	5.07	5.07	5.06	5.06	
Amps	10.5	10.5	10.5	10.5	12.1	12.1	12.1	12.1	13.9	13.8	13.8	13.8	15.8	15.7	15.7	15.7	17.9	17.9	17.8	17.8	20.4	20.3	20.3	20.3	
Hi PR	262	264	265	265	303	305	306	306	346	348	349	349	393	394	396	396	443	444	446	446	496	497	499	499	
Lo PR	115	117	120	120	122	124	127	127	128	130	133	133	134	135	138	138	139	140	143	143	145	146	149	149	
MBh	42.0	42.6	43.8	43.8	41.7	42.2	43.4	43.4	40.6	41.2	42.4	42.4	38.8	39.3	40.6	40.6	36.5	37.1	38.3	38.3	34.5	35.1	36.3	36.3	
S/T	0.65	0.58	0.45	0.45	0.65	0.58	0.46	0.46	0.68	0.61	0.48	0.48	0.70	0.63	0.50	0.50	0.72	0.65	0.52	0.52	1.00	0.69	0.57	0.57	
ΔT	17	16	12	12	17	16	12	12	18	16	12	12	17	16	12	12	17	15	12	12	18	16	13	13	
kW	2.83	2.83	2.82	2.82	3.19	3.19	3.18	3.18	3.59	3.59	3.58	3.58	4.03	4.03	4.02	4.02	4.52	4.51	4.51	4.51	5.09	5.09	5.08	5.08	
Amps	10.6	10.6	10.6	10.6	12.2	12.2	12.1	12.1	13.9	13.9	13.9	13.9	15.8	15.8	15.8	15.8	18.0	17.9	17.9	17.9	20.4	20.4	20.4	20.4	
Hi PR	265	266	268	268	306	307	309	309	349	350	352	352	395	397	398	398	445	446	448	448	499	500	502	502	
Lo PR	118	119	122	122	125	126	129	129	131	132	135	135	136	137	140	140	141	142	145	145	147	149	151	151	

<b>75</b>	MBh	40.6	41.2	42.4	44.3	40.3	40.8	42.0	43.9	39.2	39.8	41.0	42.8	37.4	37.9	39.2	41.0	35.1	35.7	36.9	38.8	33.1	33.7	34.9	36.7
	S/T	0.66	0.59	0.47	0.34	0.67	0.60	0.47	0.34	0.69	0.62	0.50	0.37	0.71	0.64	0.51	0.38	1.00	0.66	0.54	0.40	1.00	0.71	0.58	0.45
	ΔT	24	22	19	15	24	22	19	15	24	22	19	15	24	22	19	15	23	22	18	15	25	23	19	16
	kW	2.78	2.78	2.77	2.80	3.15	3.14	3.14	3.16	3.55	3.55	3.54	3.57	3.98	3.98	3.98	4.00	4.47	4.47	4.46	4.49	5.04	5.04	5.03	5.06
	Amps	10.4	10.4	10.4	10.5	12.0	12.0	12.1	12.1	13.7	13.7	13.7	13.8	15.6	15.6	15.6	15.7	17.8	17.8	17.7	17.8	20.2	20.2	20.2	20.3
	Hi PR	260	261	263	267	301	302	304	309	344	345	347	352	390	391	393	398	440	441	443	448	494	495	497	501
	Lo PR	113	115	118	123	120	122	125	130	126	128	131	136	132	133	136	141	137	138	141	146	143	144	147	152
	MBh	41.3	41.8	43.0	44.9	40.9	41.5	42.7	44.5	39.8	40.4	41.6	43.5	38.0	38.6	39.8	41.6	35.8	36.3	37.6	39.4	33.7	34.3	35.5	37.4
	S/T	0.73	0.66	0.54	0.41	0.74	0.67	0.54	0.41	0.76	0.69	0.57	0.43	1.00	0.71	0.58	0.45	1.00	0.73	0.60	0.47	1.00	0.78	0.65	0.52
	ΔT	22	21	17	14	22	21	17	14	23	21	17	14	22	21	17	14	22	20	17	13	23	21	18	15
kW	2.81	2.80	2.80	2.83	3.17	3.17	3.16	3.19	3.57	3.57	3.56	3.59	4.01	4.00	4.00	4.03	4.50	4.49	4.49	4.51	5.07	5.06	5.06	5.09	
Amps	10.5	10.5	10.5	10.6	12.1	12.1	12.1	12.2	13.8	13.8	13.8	13.9	15.7	15.7	15.8	15.8	17.9	17.9	17.8	17.9	20.3	20.3	20.3	20.4	
Hi PR	263	264	266	270	304	305	307	311	347	348	350	354	393	394	396	401	443	444	446	450	496	497	499	504	
Lo PR	115	117	120	125	122	124	127	132	128	130	133	138	134	135	138	143	139	140	143	148	145	146	149	154	
MBh	42.0	42.6	43.8	45.7	41.7	42.2	43.5	45.3	40.6	41.2	42.4	44.3	38.8	39.4	40.6	42.4	36.5	37.1	38.3	40.2	34.5	35.1	36.3	38.2	
S/T	0.77	0.70	0.57	0.44	0.77	0.70	0.58	0.45	0.80	0.73	0.60	0.47	1.00	0.74	0.62	0.49	1.00	0.76	0.64	0.51	1.00	0.81	0.69	0.56	
ΔT	21	20	16	13	21	20	16	13	22	20	16	13	21	19	16	13	21	19	16	12	22	20	17	13	
kW	2.83	2.82	2.82	2.84	3.19	3.18	3.18	3.21	3.59	3.59	3.58	3.61	4.03	4.02	4.02	4.04	4.51	4.51	4.50	4.53	5.09	5.08	5.08	5.10	
Amps	10.6	10.6	10.6	10.7	12.2	12.2	12.1	12.3	13.9	13.9	13.9	14.0	15.8	15.8	15.8	15.9	17.9	17.9	17.9	18.0	20.4	20.4	20.4	20.5	
Hi PR	265	266	268	273	306	307	309	314	349	350	352	357	396	397	399	403	446	447	449	453	499	500	502	506	
Lo PR	118	119	122	127	125	126	129	134	131	132	135	140	136	137	140	145	141	142	145	150	147	149	151	156	

IDB\*: Entering Indoor Dry Bulb Temperature  
 High and low pressures are measured at the liquid and suction service valves.  
 Airflow may vary depending on actual ambient conditions and system operation modes.

Shaded area is ACCA (TVA) conditions  
 kW = Total system power  
 Amps = outdoor unit amps



ENHANCED – EXPANDED COOLING DATA – DZ6VSA421EA\*/DFVE60DP1400A\* (CONT.)

IDB*	AIRFLOW	OUTDOOR AMBIENT TEMPERATURE																							
		65°F				75°F				85°F				95°F				105°F				115°F			
		59	63	67	71	59	63	67	71	59	63	67	71	59	63	67	71	59	63	67	71	59	63	67	71
<b>1120</b>	MBh	40.8	41.4	42.6	44.5	40.5	41.0	42.3	44.1	39.4	40.0	41.2	43.1	37.6	38.2	39.4	41.2	35.3	35.9	37.1	39.0	33.3	33.9	35.1	37.0
	S/T	0.78	0.71	0.58	0.45	0.78	0.71	0.59	0.46	1.00	0.74	0.61	0.48	1.00	0.76	0.63	0.50	1.00	0.78	0.65	0.52	1.00	0.82	0.70	0.57
	ΔT	28	26	23	19	28	26	23	19	28	26	23	19	28	26	23	19	27	26	22	19	29	27	23	20
	kW	2.79	2.78	2.78	2.80	3.15	3.14	3.14	3.17	3.55	3.55	3.54	3.57	3.99	3.98	3.98	4.01	4.47	4.47	4.46	4.49	5.05	5.04	5.04	5.06
	Amps	10.4	10.4	10.4	10.5	12.0	12.0	12.0	12.1	13.8	13.7	13.7	13.8	15.7	15.6	15.6	15.7	17.8	17.8	17.7	17.9	20.3	20.2	20.2	20.3
	Hi PR	260	262	263	268	302	303	304	309	345	346	347	352	391	392	394	398	441	442	444	448	494	495	497	502
	Lo PR	114	115	118	123	121	122	125	130	127	128	131	136	132	133	136	141	137	138	141	146	143	145	148	153
	MBh	41.5	42.0	43.3	45.1	41.1	41.7	42.9	44.7	40.0	40.6	41.8	43.7	38.2	38.8	40.0	41.9	36.0	36.5	37.8	39.6	33.9	34.5	35.7	37.6
	S/T	0.85	0.78	0.65	0.52	1.00	0.78	0.66	0.53	1.00	0.81	0.68	0.55	1.00	0.83	0.70	0.57	1.00	0.85	0.72	0.59	1.00	1.00	0.77	0.64
	ΔT	26	25	21	18	26	25	21	18	27	25	21	18	26	25	21	18	26	24	21	17	27	25	22	19
kW	2.81	2.81	2.80	2.83	3.17	3.17	3.16	3.19	3.57	3.57	3.56	3.59	4.01	4.01	4.01	4.03	4.50	4.49	4.49	4.52	5.07	5.07	5.06	5.09	
Amps	10.5	10.5	10.5	10.6	12.1	12.1	12.1	12.2	13.9	13.8	13.8	13.9	15.8	15.7	15.7	15.8	17.9	17.9	17.8	18.0	20.4	20.3	20.3	20.4	
Hi PR	263	264	266	271	304	305	307	312	347	348	350	355	394	395	396	401	443	445	446	451	497	498	500	504	
Lo PR	116	117	120	125	123	124	127	132	129	130	133	138	134	135	138	143	139	140	143	148	145	147	150	155	
MBh	42.2	42.8	44.0	45.9	41.9	42.5	43.7	45.5	40.8	41.4	42.6	44.5	39.0	39.6	40.8	42.6	36.8	37.3	38.6	40.4	34.7	35.3	36.5	38.4	
S/T	0.88	0.81	0.69	0.56	1.00	0.82	0.69	0.56	1.00	0.84	0.72	0.59	1.00	0.86	0.74	0.60	1.00	0.88	0.76	0.62	1.00	1.00	0.80	0.67	
ΔT	25	24	20	17	25	24	20	17	26	24	20	17	25	23	20	17	25	23	20	16	26	24	21	18	
kW	2.83	2.82	2.82	2.85	3.19	3.19	3.18	3.21	3.59	3.59	3.58	3.61	4.03	4.03	4.02	4.05	4.52	4.51	4.51	4.53	5.09	5.08	5.08	5.11	
Amps	10.6	10.6	10.6	10.7	12.2	12.2	12.1	12.3	13.9	13.9	13.9	14.0	15.8	15.8	15.8	15.9	18.0	17.9	17.9	18.0	20.4	20.4	20.4	20.5	
Hi PR	266	267	269	273	307	308	310	314	350	351	353	357	396	397	399	404	446	447	449	454	499	500	502	507	
Lo PR	118	120	122	127	125	127	129	134	131	133	135	140	136	138	141	145	141	143	146	150	148	149	152	157	
<b>1120</b>	MBh	41.5	42.1	43.3	45.2	41.2	41.7	42.9	44.8	40.1	40.7	41.9	43.7	38.3	38.8	40.1	41.9	36.0	36.6	37.8	39.7	34.0	34.6	35.8	37.6
	S/T	1.00	0.80	0.68	0.55	1.00	0.81	0.68	0.55	1.00	0.83	0.71	0.57	1.00	0.85	0.72	0.59	1.00	1.00	0.74	0.61	1.00	1.00	0.79	0.66
	ΔT	31	30	26	23	31	29	26	23	32	30	26	23	31	29	26	23	31	29	26	22	32	30	27	23
	kW	2.79	2.79	2.78	2.81	3.15	3.15	3.14	3.17	3.56	3.55	3.55	3.58	3.99	3.99	3.98	4.01	4.48	4.48	4.47	4.50	5.05	5.05	5.04	5.07
	Amps	10.5	10.4	10.4	10.5	12.0	12.0	12.0	12.1	13.8	13.8	13.7	13.9	15.7	15.7	15.6	15.8	17.8	17.8	17.8	17.9	20.3	20.3	20.2	20.4
	Hi PR	262	263	265	269	303	304	306	310	346	347	349	353	392	393	395	400	442	443	445	450	495	496	498	503
	Lo PR	116	117	120	125	123	124	127	132	129	130	133	138	134	135	138	143	139	140	143	148	145	146	149	154
	MBh	42.2	42.7	43.9	45.8	41.8	42.4	43.6	45.4	40.7	41.3	42.5	44.4	38.9	39.5	40.7	42.5	36.7	37.2	38.5	40.3	34.6	35.2	36.4	38.3
	S/T	1.00	0.87	0.75	0.62	1.00	0.88	0.75	0.62	1.00	0.90	0.78	0.64	1.00	1.00	0.79	0.66	1.00	1.00	0.81	0.68	1.00	1.00	0.86	0.73
	ΔT	30	28	25	21	30	28	25	21	30	28	25	22	30	28	25	21	30	28	25	21	31	29	26	22
kW	2.82	2.81	2.81	2.83	3.18	3.17	3.17	3.20	3.58	3.58	3.57	3.60	4.02	4.01	4.01	4.03	4.50	4.50	4.49	4.52	5.08	5.07	5.07	5.09	
Amps	10.6	10.5	10.5	10.6	12.1	12.1	12.1	12.2	13.9	13.9	13.8	14.0	15.8	15.8	15.7	15.9	17.9	17.9	17.9	18.0	20.4	20.4	20.3	20.5	
Hi PR	264	265	267	272	305	307	308	313	348	350	351	356	395	396	398	402	445	446	448	452	498	499	501	505	
Lo PR	118	119	122	127	125	126	129	134	131	132	135	140	136	137	140	145	141	142	145	150	147	148	151	156	
MBh	42.9	43.5	44.7	46.6	42.6	43.1	44.4	46.2	41.5	42.1	43.3	45.2	39.7	40.3	41.5	43.3	37.4	38.0	39.2	41.1	35.4	36.0	37.2	39.1	
S/T	1.00	0.91	0.78	0.65	1.00	0.91	0.79	0.66	1.00	0.94	0.81	0.68	1.00	1.00	0.83	0.70	1.00	1.00	0.85	0.72	1.00	1.00	0.90	0.76	
ΔT	29	27	24	20	29	27	24	20	29	27	24	20	29	27	24	20	29	27	23	20	30	28	25	21	
kW	2.83	2.83	2.83	2.85	3.20	3.19	3.19	3.21	3.60	3.60	3.59	3.62	4.03	4.03	4.03	4.05	4.52	4.52	4.51	4.54	5.09	5.09	5.09	5.11	
Amps	10.6	10.6	10.6	10.7	12.2	12.2	12.2	12.3	14.0	14.0	13.9	14.0	15.9	15.9	15.8	15.9	18.0	18.0	17.9	18.1	20.5	20.5	20.4	20.5	
Hi PR	267	268	270	274	308	309	311	315	351	352	354	358	397	398	400	405	447	448	450	455	501	502	504	508	
Lo PR	120	121	124	129	127	128	131	136	133	134	137	142	138	139	142	147	143	144	147	152	149	151	154	158	

kW = Total system power  
Amps = outdoor unit amps

Shaded area is AHRI conditions

IDB\*: Entering Indoor Dry Bulb Temperature  
High and low pressures are measured at the liquid and suction service valves.  
Airflow may vary depending on actual ambient conditions and system operation modes.



ENHANCED – EXPANDED COOLING DATA — DZ6VSA481EA\*/DFVE60DP1400A\*

IDB*	AIRFLOW	OUTDOOR AMBIENT TEMPERATURE																								
		65°F				75°F				85°F				95°F				105°F				115°F				
		59	63	67	71	59	63	67	71	59	63	67	71	59	63	67	71	59	63	67	71	59	63	67	71	
<b>70</b>	<b>1170</b>	MBh	42.2	45.3	46.7	48.7	44.3	44.9	46.3	48.3	43.1	43.7	45.1	47.1	41.1	41.7	43.0	45.0	38.6	39.3	40.6	42.6	36.4	37.0	38.3	40.3
		S/T	0.57	0.47	0.35	0.34	0.67	0.60	0.47	0.34	0.57	0.50	0.38	0.37	0.59	0.52	0.40	0.40	0.61	0.54	0.42	0.40	0.69	0.61	0.48	0.48
		ΔT	21	18	15	15	24	22	19	15	20	18	15	15	20	18	15	15	20	18	14	14	22	20	17	17
		kW	2.69	3.04	3.03	3.06	3.45	3.44	3.44	3.47	3.90	3.89	3.89	3.92	4.39	4.38	4.38	4.38	4.93	4.93	4.92	4.92	5.32	5.31	5.31	5.31
		Amps	10.1	11.5	11.5	11.6	13.3	13.3	13.3	13.4	15.3	15.3	15.2	15.3	17.4	17.4	17.3	17.3	19.8	19.7	19.7	19.7	21.5	21.5	21.4	21.4
		Hi PR	268	261	263	265	301	302	304	304	344	345	347	347	390	391	393	393	440	441	443	443	515	517	518	518
		Lo PR	112	115	118	120	120	122	125	127	126	128	131	131	132	133	136	136	137	138	141	141	140	141	144	144
		MBh	45.4	46.0	47.3	48.2	45.0	45.6	46.9	47.8	43.8	44.4	45.8	47.8	41.8	42.4	43.7	45.7	39.3	39.9	41.3	43.3	37.0	37.7	39.0	40.9
		S/T	0.61	0.54	0.42	0.45	0.62	0.55	0.42	0.46	0.64	0.57	0.45	0.48	0.66	0.59	0.47	0.47	0.68	0.61	0.49	0.49	0.76	0.69	0.56	0.56
		ΔT	18	17	13	13	18	17	13	13	19	17	13	13	18	17	13	13	18	16	13	13	21	19	15	15
kW	3.07	3.07	3.06	3.08	3.47	3.47	3.46	3.48	3.92	3.92	3.91	3.93	4.41	4.41	4.40	4.40	4.96	4.95	4.95	4.95	5.34	5.34	5.33	5.33		
Amps	11.7	11.7	11.6	11.7	13.4	13.4	13.4	13.5	15.4	15.4	15.3	15.4	17.5	17.5	17.5	17.5	19.9	19.9	19.8	19.8	21.6	21.6	21.5	21.5		
Hi PR	262	264	265	265	303	305	306	306	346	348	349	349	393	394	396	396	443	444	446	446	518	519	521	521		
Lo PR	115	117	120	122	122	124	127	129	128	130	133	133	134	135	138	138	139	140	143	143	142	143	146	146		
MBh	46.2	46.8	48.2	48.2	45.8	46.4	47.8	47.8	44.6	45.3	46.6	48.6	42.6	43.3	44.6	46.6	40.2	40.8	42.1	44.1	37.9	38.5	39.9	41.9		
S/T	0.65	0.58	0.45	0.45	0.65	0.58	0.46	0.46	0.68	0.61	0.48	0.48	0.70	0.63	0.50	0.50	0.72	0.65	0.52	0.52	1.00	0.72	0.59	0.59		
ΔT	17	16	12	12	17	16	12	12	18	16	12	12	17	16	12	12	17	15	12	12	20	18	14	14		
kW	3.09	3.09	3.08	3.08	3.49	3.49	3.48	3.48	3.94	3.94	3.93	3.93	4.43	4.43	4.42	4.42	4.98	4.97	4.97	4.97	5.36	5.36	5.35	5.35		
Amps	11.8	11.7	11.7	11.7	13.5	13.5	13.5	13.5	15.5	15.5	15.4	15.4	17.6	17.6	17.5	17.5	20.0	19.9	19.9	19.9	21.7	21.7	21.6	21.6		
Hi PR	265	266	268	268	306	307	309	309	349	350	352	352	395	397	398	398	445	446	448	448	521	522	524	524		
Lo PR	118	119	122	122	125	126	129	129	131	132	135	135	136	137	140	140	141	142	145	145	144	145	148	148		

<b>75</b>	<b>1170</b>	MBh	42.2	45.3	46.7	48.7	44.3	44.9	46.3	48.3	43.1	43.7	45.1	47.1	41.1	41.7	43.1	45.1	38.6	39.3	40.6	42.6	36.4	37.0	38.3	40.3
		S/T	0.69	0.59	0.47	0.34	0.67	0.60	0.47	0.34	0.69	0.62	0.50	0.37	0.71	0.64	0.51	0.38	1.00	0.73	0.60	0.47	1.00	0.74	0.61	0.47
		ΔT	26	22	19	15	24	22	19	15	24	22	19	15	24	22	19	15	23	22	18	15	27	25	21	17
		kW	2.69	3.04	3.03	3.06	3.44	3.44	3.43	3.47	3.90	3.89	3.89	3.92	4.38	4.38	4.37	4.40	4.93	4.92	4.92	4.95	5.31	5.31	5.30	4.88
		Amps	10.1	11.5	11.5	11.6	13.3	13.3	13.3	13.4	15.3	15.2	15.2	15.3	17.4	17.4	17.3	17.5	19.7	19.7	19.7	19.8	21.5	21.5	21.4	19.6
		Hi PR	268	261	263	267	301	302	304	309	344	345	347	352	390	391	393	398	440	441	443	448	516	517	519	517
		Lo PR	112	115	118	123	120	122	125	130	126	128	131	136	132	133	136	141	137	138	141	146	140	141	144	150
		MBh	45.4	46.0	47.3	49.4	45.0	45.6	46.9	49.0	43.8	44.4	45.8	47.8	41.8	42.4	43.8	45.8	39.3	40.0	41.3	43.4	37.1	37.7	39.0	38.9
		S/T	0.73	0.66	0.54	0.41	0.74	0.67	0.54	0.41	0.76	0.69	0.57	0.43	1.00	0.71	0.58	0.45	1.00	0.73	0.60	0.47	1.00	0.81	0.68	0.54
		ΔT	22	21	17	14	22	21	17	14	23	21	17	14	22	21	17	14	22	20	17	13	25	23	20	16
kW	3.07	3.06	3.06	3.09	3.47	3.47	3.46	3.49	3.92	3.92	3.91	3.94	4.41	4.40	4.40	4.43	4.95	4.95	4.94	4.97	5.34	5.33	5.33	4.90		
Amps	11.7	11.6	11.6	11.7	13.4	13.4	13.4	13.5	15.4	15.4	15.3	15.5	17.5	17.4	17.4	17.6	19.9	19.8	19.8	19.9	21.6	21.6	21.5	19.7		
Hi PR	263	264	266	270	304	305	307	311	347	348	350	354	393	396	401	401	443	444	446	450	518	520	521	519		
Lo PR	115	117	120	125	122	124	127	132	128	130	133	138	134	135	138	143	139	140	143	148	142	143	146	152		
MBh	46.2	46.9	48.2	50.3	45.8	46.5	47.8	49.9	44.7	45.3	46.6	48.7	42.7	43.3	44.6	46.7	40.2	40.8	42.2	44.2	37.9	38.6	39.9	39.7		
S/T	0.77	0.70	0.57	0.44	0.77	0.70	0.58	0.45	0.80	0.73	0.60	0.47	1.00	0.74	0.62	0.49	1.00	0.76	0.64	0.51	1.00	0.85	0.72	0.58		
ΔT	21	20	16	13	21	20	16	13	22	20	16	13	21	19	16	13	21	19	16	12	24	22	18	15		
kW	3.09	3.08	3.08	3.11	3.49	3.49	3.48	3.51	3.94	3.94	3.93	3.96	4.43	4.43	4.42	4.45	4.97	4.97	4.96	4.99	5.36	5.35	5.35	4.92		
Amps	11.7	11.7	11.7	11.8	13.5	13.5	13.5	13.6	15.5	15.4	15.4	15.5	17.6	17.6	17.5	17.7	19.9	19.9	19.9	20.0	21.7	21.6	21.6	19.8		
Hi PR	265	266	268	273	306	307	309	314	349	350	352	357	396	397	399	403	446	447	449	453	521	522	524	522		
Lo PR	118	119	122	127	125	126	129	134	131	132	135	140	136	137	140	145	141	142	145	150	144	145	148	154		

IDB\*: Entering Indoor Dry Bulb Temperature  
 High and low pressures are measured at the liquid and suction service valves.  
 Airflow may vary depending on actual ambient conditions and system operation modes.

Shaded area is ACCA (TVA) conditions  
 kW = Total system power  
 Amps = outdoor unit amps

ENHANCED – EXPANDED COOLING DATA – DZ6VSA481EA\*/DFVE60DP1400A\* (CONT.)

IDB*	AIRFLOW	OUTDOOR AMBIENT TEMPERATURE																							
		65°F				75°F				85°F				95°F				105°F				115°F			
		59	63	67	71	59	63	67	71	59	63	67	71	59	63	67	71	59	63	67	71	59	63	67	71
<b>1170</b>	MBh	42.5	45.5	46.9	48.9	44.5	45.1	46.5	48.5	43.3	44.0	45.3	47.4	41.3	42.0	43.3	45.3	38.9	39.5	40.8	42.9	36.6	37.2	38.6	38.4
	S/T	0.81	0.71	0.58	0.45	0.78	0.71	0.59	0.46	1.00	0.74	0.61	0.48	1.00	0.76	0.63	0.50	1.00	0.78	0.65	0.52	1.00	0.86	0.73	0.59
	ΔT	30	26	23	19	28	26	23	19	28	26	23	19	28	26	23	19	27	26	22	19	31	29	25	21
	kW	2.69	3.04	3.03	3.06	3.45	3.44	3.44	3.47	3.90	3.89	3.89	3.92	4.38	4.38	4.37	4.41	4.93	4.93	4.92	4.95	5.31	5.31	5.31	4.88
	Amps	10.1	11.5	11.5	11.6	13.3	13.3	13.3	13.4	15.3	15.3	15.2	15.4	17.4	17.4	17.3	17.5	19.8	19.7	19.7	19.8	21.5	21.5	21.4	19.6
	Hi PR	269	262	263	268	302	303	304	309	345	346	347	352	391	392	394	398	441	442	444	448	516	517	519	517
	Lo PR	113	115	118	123	121	122	125	130	127	128	131	136	132	133	136	141	137	138	141	146	140	142	144	151
	MBh	45.6	46.2	47.6	49.6	45.2	45.8	47.2	49.2	44.0	44.7	46.0	48.1	42.0	42.7	44.0	46.0	39.6	40.2	41.5	43.6	37.3	37.9	39.3	39.1
	S/T	0.85	0.78	0.65	0.52	1.00	0.78	0.66	0.53	1.00	0.81	0.68	0.55	1.00	0.83	0.70	0.57	1.00	0.85	0.72	0.59	1.00	0.93	0.80	0.66
	ΔT	26	25	21	18	26	25	21	18	27	25	21	18	26	25	21	18	26	24	21	17	30	28	24	20
kW	3.07	3.07	3.06	3.09	3.47	3.47	3.46	3.49	3.92	3.92	3.91	3.94	4.41	4.41	4.40	4.43	4.96	4.95	4.95	4.98	5.34	5.34	5.33	4.90	
Amps	11.7	11.6	11.6	11.8	13.4	13.4	13.4	13.5	15.4	15.4	15.3	15.5	17.5	17.5	17.5	17.6	19.9	19.8	19.8	20.0	21.6	21.6	21.5	19.7	
Hi PR	263	264	266	271	304	305	307	312	347	348	350	355	394	395	396	401	443	445	446	451	519	520	522	520	
Lo PR	116	117	120	125	123	124	127	132	129	130	133	138	134	135	138	143	139	140	143	148	142	144	146	153	
MBh	46.5	47.1	48.4	50.5	46.1	46.7	48.0	50.1	44.9	45.5	46.9	48.9	42.9	43.5	44.9	46.9	40.4	41.1	42.4	44.4	38.2	38.8	40.1	39.9	
S/T	0.88	0.81	0.69	0.56	1.00	0.82	0.69	0.56	1.00	0.84	0.72	0.59	1.00	0.86	0.74	0.60	1.00	0.88	0.76	0.62	1.00	1.00	0.84	0.70	
ΔT	25	24	20	17	25	24	20	17	26	24	20	17	25	23	20	17	25	23	20	16	28	26	23	19	
kW	3.09	3.09	3.08	3.11	3.49	3.49	3.48	3.51	3.94	3.94	3.93	3.96	4.43	4.43	4.42	4.45	4.98	4.97	4.97	5.00	5.36	5.36	5.35	4.92	
Amps	11.8	11.7	11.7	11.8	13.5	13.5	13.5	13.6	15.5	15.5	15.4	15.6	17.6	17.6	17.5	17.7	20.0	19.9	19.9	20.0	21.7	21.7	21.6	19.8	
Hi PR	266	267	269	273	307	308	310	314	350	351	353	357	396	397	399	404	446	447	449	454	522	523	525	523	
Lo PR	118	120	122	127	125	127	129	134	131	133	135	140	136	138	141	145	141	143	146	150	144	146	149	155	

<b>1170</b>	MBh	43.2	46.3	47.6	49.7	45.3	45.9	47.2	49.3	44.1	44.7	46.1	48.1	42.1	42.7	44.1	46.1	39.6	40.3	41.6	43.6	37.4	38.0	39.3	39.1
	S/T	1.00	0.80	0.68	0.55	1.00	0.81	0.68	0.55	1.00	0.83	0.71	0.57	1.00	0.85	0.72	0.59	1.00	1.00	0.74	0.61	1.00	1.00	0.83	0.69
	ΔT	34	30	26	23	31	29	26	23	32	30	26	23	31	29	26	23	31	29	26	22	35	33	29	25
	kW	2.70	3.05	3.04	3.07	3.45	3.45	3.44	3.48	3.91	3.90	3.90	3.93	4.39	4.39	4.38	4.41	4.94	4.93	4.93	4.96	5.32	5.32	5.31	4.89
	Amps	10.1	11.6	11.5	11.7	13.3	13.3	13.3	13.4	15.3	15.3	15.3	15.4	17.4	17.4	17.4	17.5	19.8	19.8	19.7	19.9	21.5	21.5	21.5	19.6
	Hi PR	270	263	265	269	303	304	306	310	346	347	349	353	392	393	395	400	442	443	445	450	517	519	520	518
	Lo PR	114	117	120	125	123	124	127	132	129	130	133	138	134	135	138	143	139	140	143	148	142	143	146	152
	MBh	46.4	47.0	48.3	50.4	46.0	46.6	47.9	50.0	44.8	45.4	46.8	48.8	42.8	43.4	44.8	46.8	40.3	41.0	42.3	44.3	38.1	38.7	40.0	39.8
	S/T	1.00	0.87	0.75	0.62	1.00	0.88	0.75	0.62	1.00	0.90	0.78	0.64	1.00	1.00	0.79	0.66	1.00	1.00	0.81	0.68	1.00	1.00	0.90	0.76
	ΔT	30	28	25	21	30	28	25	21	30	28	25	22	30	28	25	21	30	28	25	21	34	32	28	24
kW	3.08	3.07	3.07	3.10	3.48	3.48	3.47	3.50	3.93	3.93	3.92	3.95	4.42	4.42	4.41	4.44	4.96	4.96	4.95	4.98	5.35	5.34	5.34	4.91	
Amps	11.7	11.7	11.7	11.8	13.5	13.4	13.4	13.5	15.4	15.4	15.4	15.5	17.5	17.5	17.5	17.6	19.9	19.9	19.9	20.0	21.6	21.6	21.6	19.7	
Hi PR	264	265	267	272	305	307	308	313	348	350	351	356	395	396	398	402	445	446	448	452	520	521	523	521	
Lo PR	118	119	122	127	125	126	129	134	131	132	135	140	136	137	140	145	141	142	145	150	144	145	148	154	
MBh	47.2	47.9	49.2	51.2	46.8	47.5	48.8	50.8	45.7	46.3	47.6	49.7	43.6	44.3	45.6	47.7	41.2	41.8	43.2	45.2	38.9	39.6	40.9	40.6	
S/T	1.00	0.91	0.78	0.65	1.00	0.91	0.79	0.66	1.00	0.94	0.81	0.68	1.00	1.00	0.83	0.70	1.00	1.00	0.85	0.72	1.00	1.00	0.93	0.80	
ΔT	29	27	24	20	29	27	24	20	29	27	24	20	29	27	24	20	29	27	23	20	32	30	27	23	
kW	3.10	3.09	3.09	3.12	3.50	3.50	3.49	3.52	3.95	3.95	3.94	3.97	4.44	4.44	4.43	4.46	4.98	4.98	4.97	5.00	5.37	5.36	5.36	4.93	
Amps	11.8	11.8	11.7	11.9	13.5	13.5	13.5	13.6	15.5	15.5	15.5	15.6	17.6	17.6	17.6	17.7	20.0	20.0	19.9	20.1	21.7	21.7	21.7	19.8	
Hi PR	267	268	270	274	308	309	311	315	351	352	354	358	397	398	400	405	447	448	450	455	523	524	526	524	
Lo PR	120	121	124	129	127	128	131	136	133	134	137	142	138	139	142	147	143	144	147	152	146	147	150	156	

kW = Total system power  
Amps = outdoor unit amps

Shaded area is AHRI conditions

IDB\*: Entering Indoor Dry Bulb Temperature  
High and low pressures are measured at the liquid and suction service valves.  
Airflow may vary depending on actual ambient conditions and system operation modes.

EXPANDED HEATING DATA — NORMAL HEATING MODE

DZ6VSA1810A\* + DFVE24BP1400A\*

	OUTDOOR AMBIENT TEMPERATURE																	
	65	60	55	50	47	45	40	35	30	25	20	17	15	10	5	0	-5	-10
MBh	22.2	20.9	19.5	18.2	17.4	16.8	15.3	21.9	20.0	18.6	17.7	17.1	16.4	14.7	13.0	11.3	9.6	7.8
T/R	32	31	29	27	26	26	23	33	30	28	27	26	25	22	20	17	14	12
KW	1.48	1.46	1.43	1.40	1.38	1.37	1.34	2.32	2.24	2.15	2.07	2.02	1.98	1.90	1.81	1.73	1.64	1.56
AMPS	5.5	5.4	5.2	5.1	5.0	5.0	4.8	9.1	8.8	8.4	8.0	7.8	7.7	7.3	6.9	6.5	6.2	5.8
COP	4.38	4.20	4.02	3.83	3.70	3.60	3.35	2.76	2.62	2.54	2.50	2.49	2.43	2.27	2.10	1.91	1.70	1.47
Hi PR	377	365	353	340	333	328	316	360	345	331	316	308	302	287	273	258	244	229
LO PR	143	134	125	116	111	107	98	79	71	63	55	51	48	40	32	24	16	8

DZ6VSA2410A\* + DFVE24BP1400A\*

	OUTDOOR AMBIENT TEMPERATURE																	
	65	60	55	50	47	45	40	35	30	25	20	17	15	10	5	0	-5	-10
MBh	29.5	27.7	26.0	24.3	23.2	22.4	20.4	21.7	20.1	18.9	18.1	17.6	17.0	15.5	14.0	12.4	10.9	9.4
T/R	33	31	30	28	27	26	24	25	23	22	21	20	20	18	16	14	13	11
KW	2.18	2.13	2.08	2.03	2.00	1.98	1.93	2.44	2.37	2.31	2.24	2.21	2.18	2.11	2.05	1.99	1.92	1.86
AMPS	8.2	8.0	7.8	7.6	7.4	7.3	7.1	9.3	9.0	8.8	8.5	8.3	8.2	7.9	7.6	7.4	7.1	6.8
COP	3.97	3.82	3.66	3.51	3.40	3.32	3.10	2.61	2.48	2.40	2.36	2.34	2.29	2.15	2.00	1.84	1.67	1.49
Hi PR	397	384	371	358	350	345	332	328	315	302	289	281	275	262	249	235	222	209
LO PR	134	126	118	109	104	101	93	79	71	63	55	50	47	40	32	24	16	8

DZ6VSA3010A\* + DFVE36CP1400A\*

	OUTDOOR AMBIENT TEMPERATURE																	
	65	60	55	50	47	45	40	35	30	25	20	17	15	10	5	0	-5	-10
MBh	36.7	34.5	32.3	30.2	28.8	27.8	25.3	27.1	25.0	23.4	22.3	21.7	20.9	18.9	17.0	15.0	13.0	11.1
T/R	32	31	29	27	26	26	23	25	23	21	20	20	19	17	16	14	12	10
KW	2.93	2.85	2.77	2.69	2.64	2.60	2.52	2.97	2.89	2.81	2.73	2.68	2.65	2.57	2.49	2.41	2.33	2.25
AMPS	11.1	10.8	10.4	10.1	9.9	9.7	9.4	11.3	11.0	10.6	10.3	10.1	9.9	9.6	9.2	8.9	8.5	8.2
COP	3.67	3.55	3.42	3.29	3.20	3.13	2.94	2.67	2.53	2.44	2.39	2.37	2.31	2.16	2.00	1.83	1.64	1.44
Hi PR	372	360	348	336	328	324	312	320	307	294	281	274	268	256	243	230	217	204
LO PR	131	123	115	106	102	98	90	74	67	60	52	48	45	38	30	23	15	8

DZ6VSA3610A\* + DFVE36CP1400A\*

	OUTDOOR AMBIENT TEMPERATURE																	
	65	60	55	50	47	45	40	35	30	25	20	17	15	10	5	0	-5	-10
MBh	43.6	41.1	38.6	36.2	34.6	33.4	30.7	29.7	27.8	26.2	25.1	24.5	23.7	21.7	19.7	17.8	15.8	13.8
T/R	31	29	28	26	25	25	23	22	20	19	18	18	17	16	15	13	12	10
KW	3.72	3.62	3.53	3.44	3.38	3.34	3.25	3.37	3.29	3.21	3.13	3.08	3.05	2.97	2.89	2.81	2.73	2.65
AMPS	14.2	13.8	13.3	12.9	12.7	12.5	12.1	12.6	12.3	11.9	11.6	11.4	11.3	10.9	10.6	10.2	9.9	9.5
COP	3.44	3.32	3.21	3.09	3.00	2.93	2.77	2.59	2.48	2.39	2.35	2.33	2.28	2.14	2.00	1.85	1.69	1.52
Hi PR	377	364	352	340	333	328	315	303	291	279	266	259	254	242	230	217	205	193
LO PR	129	121	113	105	100	97	89	81	73	65	57	52	49	41	33	25	17	9

Calculations are based on nominal CFM and 70 °F indoor dry bulb.

Amps = Outdoor unit amps (comp.+fan)

Note: Shaded area is AHRI Rating Conditions at 47°F outdoor ambient temperature

KW= Total system power

EXPANDED HEATING DATA — NORMAL HEATING MODE

DZ6VSA4210A\* + DFVE48DP1400A\*

	OUTDOOR AMBIENT TEMPERATURE																	
	65	60	55	50	47	45	40	35	30	25	20	17	15	10	5	0	-5	-10
MBh	50.8	47.8	44.8	41.9	40.0	38.6	35.2	43.1	40.1	37.8	36.2	35.3	34.1	31.2	28.3	25.1	22.1	19.0
T/R	34	33	31	29	28	27	25	30	28	27	25	25	24	22	20	18	16	14
KW	3.99	3.90	3.81	3.72	3.66	3.63	3.54	5.44	5.26	5.08	4.90	4.79	4.72	4.54	4.36	4.18	4.00	3.82
AMPS	15.3	14.9	14.5	14.1	13.8	13.7	13.3	21.5	20.8	20.0	19.2	18.7	18.4	17.6	16.9	16.1	15.3	14.5
COP	3.73	3.59	3.45	3.30	3.20	3.12	2.92	2.32	2.24	2.18	2.16	2.16	2.12	2.02	1.90	1.76	1.62	1.46
Hi PR	383	370	358	346	338	333	321	328	315	302	288	280	275	262	249	235	222	209
LO PR	130	122	114	106	101	97	89	78	71	63	55	50	47	39	32	24	16	8

DZ6VSA4810A\* + DFVE48DP1400A\*

	OUTDOOR AMBIENT TEMPERATURE																	
	65	60	55	50	47	45	40	35	30	25	20	17	15	10	5	0	-5	-10
MBh	57.4	54.1	50.8	47.6	45.5	44.0	40.3	44.7	41.4	38.9	37.2	36.2	34.9	31.8	28.6	25.4	22.3	19.1
T/R	37	35	33	32	31	30	27	30	28	26	25	24	23	21	19	17	15	13
KW	4.83	4.72	4.61	4.51	4.45	4.40	4.30	5.18	5.02	4.86	4.69	4.59	4.53	4.36	4.20	4.04	3.87	3.71
AMPS	18.8	18.3	17.9	17.4	17.1	17.0	16.5	20.4	19.6	18.9	18.2	17.8	17.5	16.8	16.1	15.4	14.6	13.9
COP	3.48	3.36	3.23	3.09	3.00	2.93	2.75	2.53	2.42	2.35	2.32	2.31	2.26	2.13	2.00	1.85	1.69	1.51
Hi PR	399	386	373	360	353	347	334	326	313	300	287	279	274	260	247	234	221	208
LO PR	126	118	110	102	98	95	87	78	71	63	55	50	47	39	32	24	16	8

DZ6VSA6010A\* + DFVE60DP1400A\*

	OUTDOOR AMBIENT TEMPERATURE																	
	65	60	55	50	47	45	40	35	30	25	20	17	15	10	5	0	-5	-10
MBh	68.9	64.9	60.9	57.0	54.5	52.7	48.2	51.1	47.4	44.5	42.5	41.4	40.0	36.4	32.9	29.3	25.7	22.1
T/R	37	36	34	32	31	30	27	29	27	25	24	23	23	21	19	17	15	12
KW	6.03	5.89	5.74	5.59	5.51	5.45	5.30	6.27	6.02	5.78	5.54	5.40	5.30	5.06	4.82	4.58	4.34	4.10
AMPS	23.6	23.0	22.4	21.7	21.3	21.1	20.5	24.6	23.6	22.5	21.5	20.9	20.5	19.4	18.4	17.3	16.3	15.2
COP	3.35	3.23	3.11	2.99	2.90	2.83	2.66	2.39	2.30	2.26	2.25	2.25	2.21	2.11	2.00	1.87	1.74	1.58
Hi PR	399	386	373	360	352	347	334	325	312	299	286	278	273	260	247	233	220	207
LO PR	124	117	109	101	96	93	86	76	68	61	53	49	46	38	31	23	16	8

Calculations are based on nominal CFM and 70 °F indoor dry bulb.

Amps = Outdoor unit amps (comp.+fan)

Note: Shaded area is AHRI Rating Conditions at 47°F outdoor ambient temperature

KW= Total system power

**DZ6VSA1810A\* + DFVE24BP1400A\***

	OUTDOOR AMBIENT TEMPERATURE							
	65	60	55	50	47	45	40	35 OR LOWER
MBh	23.4	22.0	20.6	19.2	18.3	17.7	16.0	Same as normal heating mode
T/R	34	32	31	29	28	27	24	
KW	1.66	1.62	1.58	1.53	1.51	1.49	1.45	
AMPS	6.3	6.1	5.9	5.7	5.6	5.5	5.3	
COP	4.13	3.98	3.83	3.67	3.56	3.47	3.25	
Hi PR	387	375	362	350	342	337	324	
LO PR	136	128	119	111	106	102	94	

**DZ6VSA2410A\* + DFVE24BP1400A\***

	OUTDOOR AMBIENT TEMPERATURE							
	65	60	55	50	47	45	40	35 OR LOWER
MBh	31.1	29.2	27.4	25.6	24.4	23.6	21.5	Same as normal heating mode
T/R	35	33	31	29	28	27	25	
KW	2.50	2.42	2.34	2.26	2.21	2.18	2.10	
AMPS	9.6	9.3	8.9	8.6	8.4	8.2	7.9	
COP	3.64	3.54	3.43	3.31	3.23	3.16	2.99	
Hi PR	397	384	371	358	350	345	332	
LO PR	134	126	118	109	104	101	93	

**DZ6VSA3010A\* + DFVE36CP1400A\***

	OUTDOOR AMBIENT TEMPERATURE							
	65	60	55	50	47	45	40	35 OR LOWER
MBh	38.7	36.4	34.1	31.9	30.4	29.3	26.7	Same as normal heating mode
T/R	34	32	31	29	28	27	24	
KW	3.36	3.24	3.12	3.00	2.93	2.88	2.76	
AMPS	13.0	12.5	12.0	11.5	11.1	10.9	10.4	
COP	3.37	3.29	3.20	3.11	3.04	2.98	2.83	
Hi PR	372	360	348	336	328	324	312	
LO PR	131	123	115	106	102	98	90	

**DZ6VSA3610A\* + DFVE36CP1400A\***

	OUTDOOR AMBIENT TEMPERATURE							
	65	60	55	50	47	45	40	35 OR LOWER
MBh	44.0	41.5	39.0	36.5	34.9	33.7	30.9	Same as normal heating mode
T/R	31	30	28	27	26	25	23	
KW	4.12	3.97	3.83	3.68	3.59	3.53	3.38	
AMPS	15.9	15.3	14.6	14.0	13.6	13.3	12.7	
COP	3.13	3.06	2.99	2.91	2.85	2.80	2.68	
Hi PR	377	364	352	340	333	328	315	
LO PR	129	121	113	105	100	97	89	

Calculations are based on nominal CFM and 70 °F indoor dry bulb.  
**Note:** Shaded area is AHRI Rating Conditions at 47°F outdoor ambient temperature

Amps = Outdoor unit amps (comp.+fan)  
 KW= Total system power

EXPANDED HEATING DATA — HEATING BOOST MODE

DZ6VSA4210A\* + DFVE48DP1400A\*

	OUTDOOR AMBIENT TEMPERATURE							
	65	60	55	50	47	45	40	35 OR LOWER
MBh	53.2	50.0	47.0	44.0	42.0	40.6	37.1	Same as normal heating mode
T/R	36	34	32	31	29	29	26	
KW	4.62	4.46	4.30	4.14	4.05	3.99	3.83	
AMPS	18.0	17.3	16.6	15.9	15.5	15.2	14.5	
COP	3.37	3.29	3.20	3.11	3.04	2.98	2.84	
Hi PR	383	370	358	346	338	333	321	
LO PR	130	122	114	106	101	97	89	

DZ6VSA4810A\* + DFVE48DP1400A\*

	OUTDOOR AMBIENT TEMPERATURE							
	65	60	55	50	47	45	40	35 OR LOWER
MBh	60.3	56.8	53.5	50.2	48.0	46.4	42.7	Same as normal heating mode
T/R	39	37	35	33	32	31	29	
KW	5.71	5.49	5.28	5.06	4.94	4.85	4.64	
AMPS	22.6	21.7	20.8	19.8	19.3	18.9	18.0	
COP	3.10	3.03	2.97	2.90	2.85	2.81	2.70	
Hi PR	399	386	373	360	353	347	334	
LO PR	126	118	110	102	98	95	87	

DZ6VSA6010A\* + DFVE60DP1400A\*

	OUTDOOR AMBIENT TEMPERATURE							
	65	60	55	50	47	45	40	35 OR LOWER
MBh	72.7	68.5	64.3	60.2	57.5	55.6	50.9	Same as normal heating mode
T/R	39	38	36	34	32	31	29	
KW	7.11	6.81	6.51	6.21	6.03	5.91	5.61	
AMPS	28.3	27.0	25.7	24.4	23.6	23.1	21.8	
COP	3.00	2.95	2.89	2.84	2.79	2.75	2.65	
Hi PR	404	391	378	364	357	351	338	
LO PR	122	115	107	100	95	92	84	

Calculations are based on nominal CFM and 70 °F indoor dry bulb.

Amps = Outdoor unit amps (comp.+fan)

Note: Shaded area is AHRI Rating Conditions at 47°F outdoor ambient temperature

KW= Total system power

ENHANCED – EXPANDED HEATING DATA — NO HEATING BOOST MODE

DZ6VSA241EA\* +DFVE36CP1400A\*

	OUTDOOR AMBIENT TEMPERATURE																	
	65	60	55	50	47	45	40	35	30	25	20	17	15	10	5	0	-5	-10
MBh	28.3	26.8	25.4	23.9	23.0	22.3	20.8	23.6	22.2	21.0	20.2	19.7	19.1	17.6	16.1	14.6	13.1	11.6
T/R	31	30	29	27	27	26	24	28	26	24	23	23	22	20	19	17	15	13
KW	2.19	2.15	2.11	2.07	2.04	2.03	1.99	2.80	2.73	2.66	2.60	2.56	2.53	2.46	2.39	2.33	2.26	2.20
AMPS	8.2	8.1	7.9	7.7	7.6	7.5	7.4	10.9	10.6	10.3	10.0	9.8	9.7	9.4	9.2	8.9	8.6	8.3
COP	3.79	3.66	3.53	3.39	3.30	3.23	3.07	2.48	2.38	2.31	2.28	2.26	2.21	2.09	2.00	1.84	1.70	1.55
Hi PR	366	354	342	330	323	318	306	330	317	303	290	282	277	263	250	237	223	210
LO PR	403	378	353	328	313	303	278	76	69	61	54	49	46	38	31	23	16	8

DZ6VSA361EA\*+DFVE48DP1400A\*

	OUTDOOR AMBIENT TEMPERATURE																	
	65	60	55	50	47	45	40	35	30	25	20	17	15	10	5	0	-5	-10
MBh	42.6	40.2	37.9	35.7	34.2	33.1	30.7	44.7	41.9	39.5	37.9	37.0	35.9	32.9	30.0	27.1	24.1	21.2
T/R	30	29	27	26	25	24	23	34	31	30	28	28	27	25	23	20	18	16
KW	3.30	3.23	3.16	3.08	3.04	3.01	2.93	5.46	5.28	5.10	4.93	4.82	4.75	4.57	4.40	4.22	4.04	3.86
AMPS	12.4	12.0	11.7	11.4	11.2	11.1	10.8	20.8	20.0	19.3	18.6	18.1	17.8	17.1	16.3	15.6	14.9	14.1
COP	3.77	3.65	3.52	3.39	3.30	3.23	3.06	2.40	2.32	2.27	2.25	2.25	2.21	2.11	2.00	1.88	1.75	1.61
Hi PR	364	352	341	329	322	317	305	363	348	333	319	310	304	289	275	260	246	231
LO PR	387	363	339	315	301	291	267	72	65	58	50	46	43	36	29	22	15	8

DZ6VSA421EA\*+DFVE60DP1400A\*

	OUTDOOR AMBIENT TEMPERATURE																	
	65	60	55	50	47	45	40	35	30	25	20	17	15	10	5	0	-5	-10
MBh	49.1	46.6	44.1	41.6	40.0	38.8	36.2	46.9	43.6	41.1	39.3	38.3	37.0	33.8	30.6	27.4	24.2	21.0
T/R	33	32	30	29	28	27	25	32	30	28	27	26	25	23	21	19	16	14
KW	3.79	3.72	3.66	3.59	3.55	3.53	3.46	5.68	5.48	5.28	5.08	4.96	4.88	4.68	4.48	4.29	4.09	3.89
AMPS	14.4	14.1	13.8	13.5	13.4	13.2	12.9	20.0	19.2	18.4	17.6	17.2	16.9	16.1	15.3	14.5	13.8	13.0
COP	3.80	3.66	3.53	3.40	3.30	3.23	3.07	2.42	2.33	2.28	2.27	2.26	2.22	2.12	2.00	1.87	1.73	1.58
Hi PR	381	368	356	344	336	331	319	338	324	310	297	288	283	269	256	242	228	215
LO PR	398	373	348	324	309	299	274	78	70	62	55	50	47	39	31	24	16	8

DZ6VSA481EA\*+DFVE60DP1400A\*

	OUTDOOR AMBIENT TEMPERATURE																	
	65	60	55	50	47	45	40	35	30	25	20	17	15	10	5	0	-5	-10
MBh	55.7	52.5	49.2	46.1	44.0	42.5	38.9	47.5	44.2	41.6	39.8	38.8	37.5	34.3	31.0	27.7	24.5	21.2
T/R	36	34	32	31	30	29	26	32	30	28	27	26	25	23	21	19	16	14
KW	4.36	4.23	4.11	3.98	3.91	3.86	3.73	5.75	5.55	5.35	5.15	5.03	4.95	4.74	4.54	4.34	4.14	3.94
AMPS	16.8	16.2	15.7	15.1	14.8	14.6	14.0	20.0	19.2	18.4	17.6	17.2	16.9	16.1	15.3	14.5	13.8	13.0
COP	3.75	3.63	3.51	3.39	3.30	3.23	3.05	2.42	2.33	2.28	2.27	2.26	2.22	2.12	2.00	1.87	1.73	1.58
Hi PR	381	368	356	344	336	331	319	338	324	310	297	288	283	269	256	242	228	215
LO PR	398	373	348	324	309	299	274	78	70	62	55	50	47	39	31	24	16	8

Calculations are based on nominal CFM and 70 °F indoor dry bulb.

Amps = Outdoor unit amps (comp.+fan)

Note: Shaded area is AHRI Rating Conditions at 47°F outdoor ambient temperature

KW= Total system power

ENHANCED – EXPANDED HEATING DATA — HEATING BOOST MODE

DZ6VSA241EA\* +DFVE36CP1400A\*

	OUTDOOR AMBIENT TEMPERATURE							
	65	60	55	50	47	45	40	35 OR LOWER
MBh	35.5	33.6	31.8	29.9	28.7	27.9	25.9	Same as No Heating boost mode
T/R	40	38	36	34	33	32	30	
KW	3.19	3.13	3.06	2.99	2.95	2.93	2.86	
AMPS	12.6	12.3	12.0	11.8	11.6	11.5	11.2	
COP	3.26	3.15	3.04	2.93	2.85	2.79	2.65	
Hi PR	410	397	384	370	362	357	344	
LO PR	122	114	107	99	95	92	84	

DZ6VSA361EA\*+DFVE48DP1400A\*

	OUTDOOR AMBIENT TEMPERATURE							
	65	60	55	50	47	45	40	35 OR LOWER
MBh	67.8	64.1	60.5	56.9	54.6	52.9	49.1	Same as No Heating boost mode
T/R	49	47	45	42	41	40	37	
KW	6.52	6.34	6.17	5.99	5.88	5.81	5.64	
AMPS	25.2	24.5	23.7	23.0	22.6	22.3	21.5	
COP	3.05	2.96	2.87	2.79	2.72	2.67	2.55	
Hi PR	451	436	421	407	398	392	377	
LO PR	115	108	100	93	89	86	79	

DZ6VSA421EA\*+DFVE60DP1400A\*

	OUTDOOR AMBIENT TEMPERATURE							
	65	60	55	50	47	45	40	35 OR LOWER
MBh	71.9	67.9	64.0	60.1	57.6	55.7	51.5	Same as No Heating boost mode
T/R	47	45	43	40	39	38	35	
KW	6.87	6.67	6.47	6.27	6.15	6.07	5.88	
AMPS	24.6	23.9	23.1	22.3	21.8	21.5	20.8	
COP	3.07	2.98	2.90	2.81	2.74	2.69	2.57	
Hi PR	419	406	392	378	370	365	351	
LO PR	124	116	109	101	96	93	86	

DZ6VSA481EA\*+DFVE60DP1400A\*

	OUTDOOR AMBIENT TEMPERATURE							
	65	60	55	50	47	45	40	35 OR LOWER
MBh	72.9	68.8	64.8	60.9	58.3	56.5	52.1	Same as No Heating boost mode
T/R	47	45	43	40	39	38	35	
KW	6.96	6.76	6.56	6.36	6.23	6.15	5.95	
AMPS	24.6	23.9	23.1	22.3	21.8	21.5	20.8	
COP	3.07	2.98	2.90	2.81	2.74	2.69	2.57	
Hi PR	419	406	392	378	370	365	351	
LO PR	124	116	109	101	96	93	86	

Calculations are based on nominal CFM and 70 °F indoor dry bulb.

Note: Shaded area is AHRI Rating Conditions at 47°F outdoor ambient temperature

Amps = Outdoor unit amps (comp.+fan)

KW= Total system power



DZ6VSA1810A* / DFVE24BP1400A*				
DESIGN SUBCOOLING @ AHRI 95°F CONDITIONS 9-11°F				
AT 100% DEMAND				
OUTDOOR TEMP °F	TOTAL BTU/H	SENSIBLE BTU/H	LATENT BTU/H	TOTAL WATTS
75°	17,800	13,200	4,600	1,210
80°	17,600	13,300	4,300	1,300
85°	17,400	13,400	4,000	1,360
90°	17,000	13,300	3,700	1,400
<b>95°</b>	<b>16,600</b>	<b>13,100</b>	<b>3,500</b>	<b>1,520</b>
100°	16,200	12,900	3,300	1,600
105°	15,700	12,700	3,000	1,700
110°	15,300	12,800	2,500	1,800
115°	14,800	12,900	1,900	1,920
TVA Conditions @ 95° OD DB, 75° ID, 63° ID WB				
95°	16,000	12,800	3,200	1,520

DZ6VSA1810A* / DFVE24BP1400A*				
DESIGN SUBCOOLING @ AHRI 95°F CONDITIONS 9-11°F				
IN BOOST MODE				
OUTDOOR TEMP °F	TOTAL BTU/H	SENSIBLE BTU/H	LATENT BTU/H	TOTAL WATTS
75°	18,800	13,600	5,200	1,350
80°	18,600	13,700	4,900	1,500
85°	18,300	13,700	4,600	1,550
90°	17,900	13,600	4,300	1,600
<b>95°</b>	<b>17,500</b>	<b>13,500</b>	<b>4,000</b>	<b>1,700</b>
100°	17,000	13,300	3,700	1,800
105°	16,500	13,100	3,400	1,900
110°	16,100	13,200	2,900	2,000
115°	15,600	13,200	2,400	2,150
TVA Conditions @ 95° OD DB, 75° ID, 63° ID WB				
95°	16,900	13,200	3,700	1,700

DZ6VSA2410A* / DFVE24BP1400A*				
DESIGN SUBCOOLING @ AHRI 95°F CONDITIONS 11-13°F				
AT 100% DEMAND				
OUTDOOR TEMP °F	TOTAL BTU/H	SENSIBLE BTU/H	LATENT BTU/H	TOTAL WATTS
75°	23,800	17,400	6,400	1,740
80°	23,500	17,500	6,000	1,900
85°	23,200	17,600	5,600	1,960
90°	22,700	17,500	5,200	2,100
<b>95°</b>	<b>22,200</b>	<b>17,300</b>	<b>4,900</b>	<b>2,200</b>
100°	21,600	17,100	4,500	2,300
105°	21,000	16,800	4,200	2,460
110°	20,400	16,900	3,500	2,600
115°	19,800	17,000	2,800	2,780
TVA Conditions @ 95° OD DB, 75° ID, 63° ID WB				
95°	21,400	16,900	4,500	2,200

DZ6VSA2410A* / DFVE24BP1400A*				
DESIGN SUBCOOLING @ AHRI 95°F CONDITIONS 11-13°F				
IN BOOST MODE				
OUTDOOR TEMP °F	TOTAL BTU/H	SENSIBLE BTU/H	LATENT BTU/H	TOTAL WATTS
75°	25,100	18,000	7,100	1,950
80°	24,800	18,100	6,700	2,100
85°	24,500	18,100	6,400	2,150
90°	24,000	18,000	6,000	2,300
<b>95°</b>	<b>23,400</b>	<b>17,800</b>	<b>5,600</b>	<b>2,450</b>
100°	22,800	17,600	5,200	2,600
105°	22,100	17,300	4,800	2,700
110°	21,500	17,400	4,100	2,900
115°	20,900	17,400	3,500	3,050
TVA Conditions @ 95° OD DB, 75° ID, 63° ID WB				
95°	22,600	17,400	5,200	2,450

PERFORMANCE DATA FOR STANDARD OPERATING MODE (CONT.)

DZ6VSA3010A* / DFVE36CP1400A*				
DESIGN SUBCOOLING @ AHRI 95°F CONDITIONS 13-15°F				
AT 100% DEMAND				
Outdoor Temp °F	Total BTU/h	Sensible BTU/h	Latent BTU/h	Total Watts
75°	29,800	21,800	8,000	2,230
80°	29,500	21,800	7,700	2,400
85°	29,100	21,800	7,300	2,510
90°	28,500	21,600	6,900	2,700
<b>95°</b>	<b>27,800</b>	<b>21,400</b>	<b>6,400</b>	<b>2,810</b>
100°	27,000	21,100	5,900	3,000
105°	26,200	20,700	5,500	3,140
110°	25,500	20,800	4,700	3,300
115°	24,800	20,800	4,000	3,540
TVA Conditions @ 95° OD DB, 75° ID, 63° ID WB				
95°	26,800	20,900	5,900	2,810

DZ6VSA3010A* / DFVE36CP1400A*				
DESIGN SUBCOOLING @ AHRI 95°F CONDITIONS 13-15°F				
IN BOOST MODE				
OUTDOOR TEMP °F	TOTAL BTU/H	SENSIBLE BTU/H	LATENT BTU/H	TOTAL WATTS
75°	31,500	22,600	8,900	2,450
80°	31,100	22,700	8,400	2,600
85°	30,700	22,800	7,900	2,750
90°	30,100	22,600	7,500	2,900
<b>95°</b>	<b>29,400</b>	<b>22,400</b>	<b>7,000</b>	<b>3,100</b>
100°	28,600	22,100	6,500	3,300
105°	27,800	21,700	6,100	3,450
110°	26,700	21,500	5,200	3,700
115°	25,500	21,200	4,300	3,900
TVA CONDITIONS @ 95° OD DB, 75° ID, 63° ID WB				
95°	28,400	21,800	6,600	3,100

DZ6VSA3610A* / DFVE36CP1400A*				
DESIGN SUBCOOLING @ AHRI 95°F CONDITIONS 14-16°F				
AT 100% DEMAND				
Outdoor Temp °F	Total BTU/h	Sensible BTU/h	Latent BTU/h	Total Watts
75°	36,000	26,300	9,700	3,070
80°	35,600	26,500	9,100	3,300
85°	35,100	26,700	8,400	3,450
90°	34,400	26,500	7,900	3,700
<b>95°</b>	<b>33,600</b>	<b>26,200</b>	<b>7,400</b>	<b>3,860</b>
100°	32,700	25,800	6,900	4,100
105°	31,700	25,400	6,300	4,320
110°	28,900	24,200	4,700	4,600
115°	26,000	22,900	3,100	4,810
TVA Conditions @ 95° OD DB, 75° ID, 63° ID WB				
95°	32,400	25,600	6,800	3,870

DZ6VSA3610A* / DFVE36CP1400A*				
DESIGN SUBCOOLING @ AHRI 95°F CONDITIONS 14-16°F				
IN BOOST MODE				
OUTDOOR TEMP °F	TOTAL BTU/H	SENSIBLE BTU/H	LATENT BTU/H	TOTAL WATTS
75°	38,000	27,500	10,500	3,300
80°	37,500	27,700	9,800	3,500
85°	37,000	27,800	9,200	3,750
90°	36,200	27,600	8,600	4,000
<b>95°</b>	<b>35,400</b>	<b>27,300</b>	<b>8,100</b>	<b>4,200</b>
100°	34,400	26,900	7,500	4,500
105°	33,400	26,500	6,900	4,700
110°	29,700	24,700	5,000	4,800
115°	26,000	22,800	3,200	4,850
TVA CONDITIONS @ 95° OD DB, 75° ID, 63° ID WB				
95°	34,100	26,600	7,500	4,200

PERFORMANCE DATA FOR STANDARD OPERATING MODE (CONT.)

DZ6VSA4210A* / DFVE48DP1400A*				
DESIGN SUBCOOLING @ AHRI 95°F CONDITIONS 7-9°F				
AT 100% DEMAND				
OUTDOOR TEMP °F	TOTAL BTU/H	SENSIBLE BTU/H	LATENT BTU/H	TOTAL WATTS
75°	42,400	30,100	12,300	3,630
80°	41,900	30,100	11,800	3,900
85°	41,300	30,100	11,200	4,120
90°	40,400	29,900	10,500	4,400
<b>95°</b>	<b>39,500</b>	<b>29,600</b>	<b>9,900</b>	<b>4,650</b>
100°	38,400	29,200	9,200	4,900
105°	37,300	28,700	8,600	5,240
110°	34,400	27,100	7,300	5,300
115°	31,400	25,400	6,000	5,270
TVA Conditions @ 95° OD DB, 75° ID, 63° ID WB				
95°	38,100	29,000	9,100	4,650

DZ6VSA4210A* / DFVE48DP1400A*				
DESIGN SUBCOOLING @ AHRI 95°F CONDITIONS 7-9°F				
IN BOOST MODE				
OUTDOOR TEMP °F	TOTAL BTU/H	SENSIBLE BTU/H	LATENT BTU/H	TOTAL WATTS
75°	44,500	30,600	13,900	3,900
80°	44,000	30,800	13,200	4,200
85°	43,400	30,900	12,500	4,400
90°	42,500	30,600	11,900	4,700
<b>95°</b>	<b>41,500</b>	<b>30,300</b>	<b>11,200</b>	<b>4,950</b>
100°	39,400	29,200	10,200	5,300
105°	37,300	28,000	9,300	5,600
110°	34,400	26,800	7,600	5,500
115°	31,400	25,500	5,900	5,300
TVA Conditions @ 95° OD DB, 75° ID, 63° ID WB				
95°	40,000	29,600	10,400	4,950

DZ6VSA4810A* / DFVE48DP1400A*				
DESIGN SUBCOOLING @ AHRI 95°F CONDITIONS 8-10°F				
AT 100% DEMAND				
OUTDOOR TEMP °F	TOTAL BTU/H	SENSIBLE BTU/H	LATENT BTU/H	TOTAL WATTS
75°	48,300	33,300	15,000	4,380
80°	47,700	33,400	14,300	4,700
85°	47,100	33,400	13,700	4,980
90°	46,100	33,200	12,900	5,300
<b>95°</b>	<b>45,000</b>	<b>32,900</b>	<b>12,100</b>	<b>5,620</b>
100°	42,800	31,700	11,100	6,000
105°	40,500	30,400	10,100	6,350
110°	36,600	28,300	8,300	5,900
115°	32,600	26,100	6,500	5,360
TVA Conditions @ 95° OD DB, 75° ID, 63° ID WB				
95°	43,400	32,100	11,300	5,630

DZ6VSA4810A* / DFVE48DP1400A*				
DESIGN SUBCOOLING @ AHRI 95°F CONDITIONS 8-10°F				
IN BOOST MODE				
OUTDOOR TEMP °F	TOTAL BTU/H	SENSIBLE BTU/H	LATENT BTU/H	TOTAL WATTS
75°	50,900	33,600	17,300	4,750
80°	50,300	33,800	16,500	5,100
85°	49,700	33,900	15,800	5,400
90°	48,100	33,300	14,800	5,800
<b>95°</b>	<b>46,500</b>	<b>32,600</b>	<b>13,900</b>	<b>6,100</b>
100°	43,500	31,500	12,000	6,200
105°	40,500	30,400	10,100	6,350
110°	36,600	28,300	8,300	5,900
115°	32,600	26,100	6,500	5,400
TVA Conditions @ 95° OD DB, 75° ID, 63° ID WB				
95°	44,900	31,900	13,000	6,100

PERFORMANCE DATA FOR STANDARD OPERATING MODE (CONT.)

DZ6VSA6010A* / DFVE60DP1400A*				
DESIGN SUBCOOLING @ AHRI 95°F CONDITIONS 8-10°F				
AT 100% DEMAND				
Outdoor Temp °F	Total BTU/h	Sensible BTU/h	Latent BTU/h	Total Watts
75°	56,800	38,100	18,700	5,170
80°	56,100	38,200	17,900	5,500
85°	55,400	38,200	17,200	5,870
90°	54,200	37,900	16,300	6,200
<b>95°</b>	<b>53,000</b>	<b>37,600</b>	<b>15,400</b>	<b>6,620</b>
100°	49,100	35,700	13,400	6,300
105°	45,100	33,800	11,300	6,030
110°	40,000	30,900	9,100	5,900
115°	34,900	27,900	7,000	5,770
TVA Conditions @ 95° OD DB, 75° ID, 63° ID WB				
<b>95°</b>	<b>51,100</b>	<b>36,800</b>	<b>14,300</b>	<b>6,630</b>

DZ6VSA6010A* / DFVE60DP1400A*				
DESIGN SUBCOOLING @ AHRI 95°F CONDITIONS 8-10°F				
IN BOOST MODE				
OUTDOOR TEMP °F	TOTAL BTU/H	SENSIBLE BTU/H	LATENT BTU/H	TOTAL WATTS
75°	59,500	39,200	20,300	5,800
80°	58,800	39,400	19,400	6,200
85°	58,000	39,600	18,400	6,600
90°	56,800	39,300	17,500	7,000
<b>95°</b>	<b>55,500</b>	<b>38,900</b>	<b>16,600</b>	<b>7,450</b>
100°	50,300	36,400	13,900	6,800
105°	45,100	33,900	11,200	6,050
110°	40,000	30,900	9,100	5,900
115°	34,900	27,900	7,000	5,800
TVA CONDITIONS @ 95° OD DB, 75° ID, 63° ID WB				
<b>95°</b>	<b>53,500</b>	<b>38,000</b>	<b>15,500</b>	<b>7,450</b>

DZ6VSA241EA*/DFVE36CP1400A*				
DESIGN SUBCOOLING @ AHRI 95°F CONDITIONS 13-15°F				
AT 100% DEMAND				
OUTDOOR TEMP °F	TOTAL BTU/H	SENSIBLE BTU/H	LATENT BTU/H	TOTAL WATTS
75°	24,700	16,300	8,400	1,820
80°	24,400	16,400	8,000	1,900
85°	24,100	16,400	7,700	2,050
90°	23,600	16,300	7,300	2,200
<b>95°</b>	<b>23,000</b>	<b>16,100</b>	<b>6,900</b>	<b>2,300</b>
100°	22,400	15,900	6,500	2,400
105°	21,700	15,600	6,100	2,580
110°	19,900	14,800	5,100	2,700
115°	18,000	13,900	4,100	2,910
TVA Conditions @ 95° OD DB, 75° ID, 63° ID WB				
95°	22,200	15,800	6,400	2,300

DZ6VSA241EA*/DFVE36CP1400A*				
DESIGN SUBCOOLING @ AHRI 95°F CONDITIONS 13-15°F				
IN BOOST MODE				
OUTDOOR TEMP °F	TOTAL BTU/H	SENSIBLE BTU/H	LATENT BTU/H	TOTAL WATTS
75°	30,700	20,000	10,700	2,300
80°	30,300	20,000	10,300	2,500
85°	29,900	20,000	9,900	2,650
90°	29,300	19,900	9,400	2,800
<b>95°</b>	<b>28,600</b>	<b>19,700</b>	<b>8,900</b>	<b>2,950</b>
100°	27,800	19,500	8,300	3,200
105°	27,000	19,200	7,800	3,350
110°	24,700	18,000	6,700	3,600
115°	22,400	16,800	5,600	3,800
TVA Conditions @ 95° OD DB, 75° ID, 63° ID WB				
95°	27,600	19,000	8,600	2,950

DZ6VSA361EA*/DFVE48DP1400A*				
DESIGN SUBCOOLING @ AHRI 95°F CONDITIONS 7-9°F				
AT 100% DEMAND				
OUTDOOR TEMP °F	TOTAL BTU/H	SENSIBLE BTU/H	LATENT BTU/H	TOTAL WATTS
75°	36,700	27,500	9,200	2,710
80°	36,300	27,700	8,600	2,900
85°	35,800	27,900	7,900	3,050
90°	35,000	27,700	7,300	3,200
<b>95°</b>	<b>34,200</b>	<b>27,400</b>	<b>6,800</b>	<b>3,420</b>
100°	33,300	27,000	6,300	3,600
105°	32,300	26,500	5,800	3,830
110°	31,400	26,700	4,700	4,100
115°	30,500	26,800	3,700	4,320
TVA Conditions @ 95° OD DB, 75° ID, 63° ID WB				
95°	33,000	26,700	6,300	3,420

DZ6VSA361EA*/DFVE48DP1400A*				
DESIGN SUBCOOLING @ AHRI 95°F CONDITIONS 7-9°F				
IN BOOST MODE				
OUTDOOR TEMP °F	TOTAL BTU/H	SENSIBLE BTU/H	LATENT BTU/H	TOTAL WATTS
75°	50,700	34,000	16,700	4,450
80°	50,100	34,100	16,000	4,800
85°	49,500	34,200	15,300	5,100
90°	47,200	33,000	14,200	5,400
<b>95°</b>	<b>44,800</b>	<b>31,800</b>	<b>13,000</b>	<b>5,750</b>
100°	41,800	30,600	11,200	5,600
105°	38,700	29,400	9,300	5,400
110°	35,500	28,100	7,400	5,100
115°	32,300	26,800	5,500	4,700
TVA Conditions @ 95° OD DB, 75° ID, 63° ID WB				
95°	43,200	31,100	12,100	5,750

ENHANCED – PERFORMANCE DATA FOR STANDARD OPERATING MODE (CONT.)

DZ6VSA421EA*/DFVE60DP1400A*				
DESIGN SUBCOOLING @ AHRI 95°F CONDITIONS 8-10°F				
AT 100% DEMAND				
Outdoor Temp °F	Total BTU/h	Sensible BTU/h	Latent BTU/h	Total Watts
75°	42,900	28,300	14,600	3,160
80°	42,400	28,400	14,000	3,400
85°	41,800	28,400	13,400	3,560
90°	40,900	28,200	12,700	3,800
<b>95°</b>	<b>40,000</b>	<b>28,000</b>	<b>12,000</b>	<b>4,000</b>
100°	38,900	27,600	11,300	4,200
105°	37,800	27,200	10,600	4,490
110°	35,000	26,100	8,900	4,800
115°	32,100	25,000	7,100	5,060
TVA Conditions @ 95° OD DB, 75° ID, 63° ID WB				
95°	38,600	27,400	11,200	4,000

DZ6VSA421EA*/DFVE60DP1400A*				
DESIGN SUBCOOLING @ AHRI 95°F CONDITIONS 8-10°F				
IN BOOST MODE				
OUTDOOR TEMP °F	TOTAL BTU/H	SENSIBLE BTU/H	LATENT BTU/H	TOTAL WATTS
75°	58,200	36,700	21,500	5,150
80°	57,500	36,800	20,700	5,500
85°	56,800	36,900	19,900	5,900
90°	55,600	36,700	18,900	6,300
<b>95°</b>	<b>54,300</b>	<b>36,400</b>	<b>17,900</b>	<b>6,700</b>
100°	48,900	33,900	15,000	6,100
105°	43,500	31,300	12,200	5,550
110°	39,200	29,300	9,900	5,400
115°	34,900	27,200	7,700	5,300
TVA CONDITIONS @ 95° OD DB, 75° ID, 63° ID WB				
95°	52,300	35,600	16,700	6,700

DZ6VSA481EA*/DFVE60DP1400A*				
DESIGN SUBCOOLING @ AHRI 95°F CONDITIONS 8-10°F				
AT 100% DEMAND				
Outdoor Temp °F	Total BTU/h	Sensible BTU/h	Latent BTU/h	Total Watts
75°	47,200	31,200	16,000	3,460
80°	46,600	31,300	15,300	3,700
85°	46,000	31,300	14,700	3,910
90°	45,000	31,100	13,900	4,200
<b>95°</b>	<b>44,000</b>	<b>30,800</b>	<b>13,200</b>	<b>4,400</b>
100°	42,800	30,400	12,400	4,700
105°	41,500	29,900	11,600	4,950
110°	38,400	29,100	9,300	5,100
115°	35,300	28,200	7,100	5,330
TVA Conditions @ 95° OD DB, 75° ID, 63° ID WB				
95°	42,400	30,100	12,300	4,410

DZ6VSA481EA*/DFVE60DP1400A*				
DESIGN SUBCOOLING @ AHRI 95°F CONDITIONS 8-10°F				
IN BOOST MODE				
OUTDOOR TEMP °F	TOTAL BTU/H	SENSIBLE BTU/H	LATENT BTU/H	TOTAL WATTS
75°	58,200	36,700	21,500	5,150
80°	57,500	36,800	20,700	5,500
85°	56,800	36,900	19,900	5,900
90°	55,600	36,700	18,900	6,300
<b>95°</b>	<b>54,300</b>	<b>36,400</b>	<b>17,900</b>	<b>6,700</b>
100°	48,500	33,800	14,700	6,100
105°	42,700	31,200	11,500	5,550
110°	39,000	29,800	9,200	5,500
115°	35,300	28,300	7,000	5,350
TVA CONDITIONS @ 95° OD DB, 75° ID, 63° ID WB				
95°	52,300	35,600	16,700	6,700

NORMAL MODE - COOLING		SOUND POWER LEVEL <sup>1</sup>						
TONNAGE	TOTAL UNIT SOUND RATING (dBA)	OCTAVE BAND SPECTRUM FREQUENCY (Hz) ANALYSIS (dB)						
		125	250	500	1000	2000	4000	8000
1.5-ton	66	52.1	60.1	61.5	59.7	55.2	48.6	48.2
2-ton	67	57.5	59.2	62.4	60.9	56.6	51.1	45.9
2.5-ton	68	56.0	60.2	63.0	62.8	58.0	54.4	46.3
3-ton	68	57.2	59.2	63.2	62.6	58.9	53.6	45.3
3.5-ton	72	58.4	62.7	65.2	68.0	63.7	60.7	48.2
4-ton	72	58.8	62.7	65.0	68.0	64.4	59.9	48.5
5-ton	74	60.0	66.2	67.0	69.8	66.1	60.0	53.5

<sup>1</sup>Compliant with ISO3744.

NORMAL MODE - HEATING		SOUND POWER LEVEL <sup>1</sup>						
TONNAGE	TOTAL UNIT SOUND RATING (dBA)	OCTAVE BAND SPECTRUM FREQUENCY (Hz) ANALYSIS (dB)						
		125	250	500	1000	2000	4000	8000
1.5-ton	68	53.7	62.5	63.4	61.5	57.1	50.4	49.0
2-ton	69	58.5	61.5	64.6	63.0	58.3	52.9	47.1
2.5-ton	70	57.4	61.3	65.1	65.3	60.0	55.7	48.1
3-ton	70	58.5	61.2	65.0	64.9	61.0	55.8	47.7
3.5-ton	74	60.1	66.4	67.0	69.8	65.4	62.5	49.9
4-ton	74	60.8	64.7	67.0	70.0	66.4	61.9	50.5
5-ton	76	61.4	65.4	69.2	72.2	68.6	64.1	52.7

<sup>1</sup>Compliant with ISO3744.

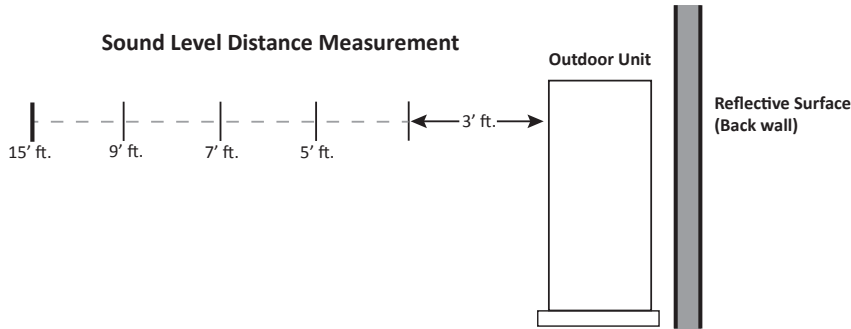
NORMAL MODE - COOLING		SOUND POWER LEVEL <sup>1</sup>						
TONNAGE	TOTAL UNIT SOUND RATING (dBA)	OCTAVE BAND SPECTRUM FREQUENCY (Hz) ANALYSIS (dB)						
		125	250	500	1000	2000	4000	8000
2-ton	68	56.0	60.2	63.0	62.8	58.0	54.4	46.3
3-ton	72	58.4	62.7	65.2	68.0	63.7	60.7	48.2
3.5-ton	74	60.0	66.2	67.0	69.8	66.1	60.0	53.5
4-ton	74	60.0	66.2	67.0	69.8	66.1	60.0	53.5

<sup>1</sup>Compliant with ISO3744.

NORMAL MODE - HEATING		SOUND POWER LEVEL <sup>1</sup>						
TONNAGE	TOTAL UNIT SOUND RATING (dBA)	OCTAVE BAND SPECTRUM FREQUENCY (Hz) ANALYSIS (dB)						
		125	250	500	1000	2000	4000	8000
2-ton	70	57.4	61.3	65.1	65.3	60.0	55.7	48.1
3-ton	74	60.1	66.4	67.0	69.8	65.4	62.5	49.9
3.5-ton	76	61.4	65.4	69.2	72.2	68.6	64.1	52.7
4-ton	76	61.4	65.4	69.2	72.2	68.6	64.1	52.7

<sup>1</sup>Compliant with ISO3744.





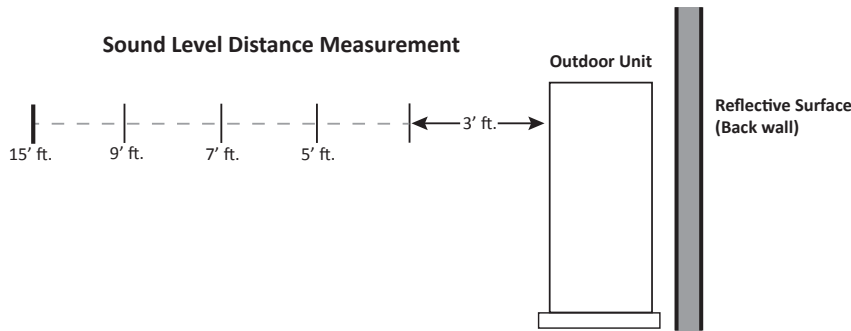
		SOUND PRESSURE (dBA) COOLING MODE <sup>1</sup>				
		DISTANCE FROM PROPERTY LINE				
TONNAGE	REFLECTIVE SURFACE QTY.	3'	5'	7'	9'	15'
1.5-ton	0	59	54	51	49	45
	1	62	57	54	52	48
	2	65	60	57	55	51
2-ton	0	60	55	52	50	46
	1	63	58	55	53	49
	2	66	61	58	56	52
2.5-ton	0	61	56	53	51	47
	1	64	59	56	54	50
	2	67	62	59	57	53
3-ton	0	61	56	53	51	47
	1	64	59	56	54	50
	2	67	62	59	57	53
3.5-ton	0	65	60	57	55	51
	1	68	63	60	58	54
	2	71	66	63	61	57
4-ton	0	65	60	57	55	51
	1	68	63	60	58	54
	2	71	66	63	61	57
5-ton	0	67	62	59	57	53
	1	70	65	62	60	56
	2	73	68	65	63	59

<sup>1</sup> Compliant with AHRI 275 utilizing standard mode, total sound levels

		SOUND PRESSURE (dBA) HEATING MODE <sup>1</sup>				
		DISTANCE FROM PROPERTY LINE				
TONNAGE	REFLECTIVE SURFACE QTY.	3'	5'	7'	9'	15'
1.5-ton	0	61	56	53	51	47
	1	64	59	56	54	50
	2	67	62	59	57	53
2-ton	0	62	57	54	52	48
	1	65	60	57	55	51
	2	68	63	60	58	54
2.5-ton	0	63	58	55	53	49
	1	66	61	58	56	52
	2	69	64	61	59	55
3-ton	0	63	58	55	53	49
	1	66	61	58	56	52
	2	69	64	61	59	55
3.5-ton	0	67	62	59	57	53
	1	70	65	62	60	56
	2	73	68	65	63	59
4-ton	0	67	62	59	57	53
	1	70	65	62	60	56
	2	73	68	65	63	59
5-ton	0	69	64	61	59	55
	1	72	67	64	62	58
	2	75	70	67	65	61

<sup>1</sup> Compliant with AHRI 275 utilizing standard mode, total sound levels

SOUND DATA - SOUND PRESSURE – ENHANCED (CONT.)



		SOUND PRESSURE (dBA) COOLING MODE <sup>1</sup>				
		DISTANCE FROM PROPERTY LINE				
TONNAGE	REFLECTIVE SURFACE QTY.	3'	5'	7'	9'	15'
2-ton	0	61	56	53	51	47
	1	64	59	56	54	50
	2	67	62	59	57	53
3-ton	0	65	60	57	55	51
	1	68	63	60	58	54
	2	71	66	63	61	57
3.5-ton	0	67	62	59	57	53
	1	70	65	62	60	56
	2	73	68	65	63	59
4-ton	0	67	62	59	57	53
	1	70	65	62	60	56
	2	73	68	65	63	59

<sup>1</sup> Compliant with AHRI 275 utilizing standard mode, total sound levels

		SOUND PRESSURE (dBA) HEATING MODE <sup>1</sup>				
		DISTANCE FROM PROPERTY LINE				
TONNAGE	REFLECTIVE SURFACE QTY.	3'	5'	7'	9'	15'
2-ton	0	63	58	55	53	49
	1	66	61	58	56	52
	2	69	64	61	59	55
3-ton	0	67	62	59	57	53
	1	70	65	62	60	56
	2	73	68	65	63	59
3.5-ton	0	69	64	61	59	55
	1	72	67	64	62	58
	2	75	70	67	65	61
4-ton	0	69	64	61	59	55
	1	72	67	64	62	58
	2	75	70	67	65	61

<sup>1</sup> Compliant with AHRI 275 utilizing standard mode, total sound levels

## QUIET MODE - COOLING

TONNAGE	SOUND SUPPRESSION LEVEL	SOUND POWER LEVEL (dBA) <sup>1</sup>	SOUND PRESSURE LEVEL (dBA) <sup>2</sup>
1.5-ton	LV.1	63	46
	LV.2	60	43
	LV.3	57	40
2-ton	LV.1	64	47
	LV.2	61	44
	LV.3	58	41
2.5-ton	LV.1	65	51
	LV.2	62	48
	LV.3	59	45
3-ton	LV.1	65	51
	LV.2	62	48
	LV.3	59	45
3.5-ton	LV.1	67	55
	LV.2	62	50
	LV.3	57	45
4-ton	LV.1	67	55
	LV.2	62	50
	LV.3	57	45
5-ton	LV.1	68	55
	LV.2	63	50
	LV.3	58	45

<sup>1</sup>Compliant with ISO3744.

<sup>2</sup>Compliant with JIS B 8616 : 2006.

Quiet mode data is published at only 1 distance (3ft)

## QUIET MODE - HEATING

TONNAGE	SOUND SUPPRESSION LEVEL	SOUND POWER LEVEL (dBA) <sup>1</sup>	SOUND PRESSURE LEVEL (dBA) <sup>2</sup>
1.5-ton	LV.1	65	48
	LV.2	62	45
	LV.3	59	42
2-ton	LV.1	66	49
	LV.2	63	46
	LV.3	60	43
2.5-ton	LV.1	67	53
	LV.2	64	50
	LV.3	59	45
3-ton	LV.1	67	53
	LV.2	64	50
	LV.3	59	45
3.5-ton	LV.1	67	55
	LV.2	62	50
	LV.3	57	45
4-ton	LV.1	67	55
	LV.2	62	50
	LV.3	57	45
5-ton	LV.1	68	55
	LV.2	63	50
	LV.3	58	45

<sup>1</sup>Compliant with ISO3744.

<sup>2</sup>Compliant with JIS B 8616 : 2006.

Quiet mode data is published at only 1 distance (3ft)

**QUIET MODE - COOLING**

TONNAGE	SOUND SUPPRESSION LEVEL	SOUND POWER LEVEL (dBA) <sup>1</sup>	SOUND PRESSURE LEVEL (dBA) <sup>2</sup>
2-ton	LV.1	65	51
	LV.2	62	48
	LV.3	59	45
3-ton	LV.1	67	55
	LV.2	62	50
	LV.3	57	45
3.5-ton	LV.1	68	55
	LV.2	63	50
	LV.3	58	45
4-ton	LV.1	68	55
	LV.2	63	50
	LV.3	58	45

<sup>1</sup>Compliant with ISO3744.

<sup>2</sup>Compliant with JIS B 8616 : 2006.

Quiet mode data is published at only 1 distance (3ft)

**QUIET MODE - HEATING**

TONNAGE	SOUND SUPPRESSION LEVEL	SOUND POWER LEVEL (dBA) <sup>1</sup>	SOUND PRESSURE LEVEL (dBA) <sup>2</sup>
2-ton	LV.1	67	53
	LV.2	64	50
	LV.3	59	45
3-ton	LV.1	67	55
	LV.2	62	50
	LV.3	57	45
3.5-ton	LV.1	68	55
	LV.2	63	50
	LV.3	58	45
4-ton	LV.1	68	55
	LV.2	63	50
	LV.3	58	45

<sup>1</sup>Compliant with ISO3744.

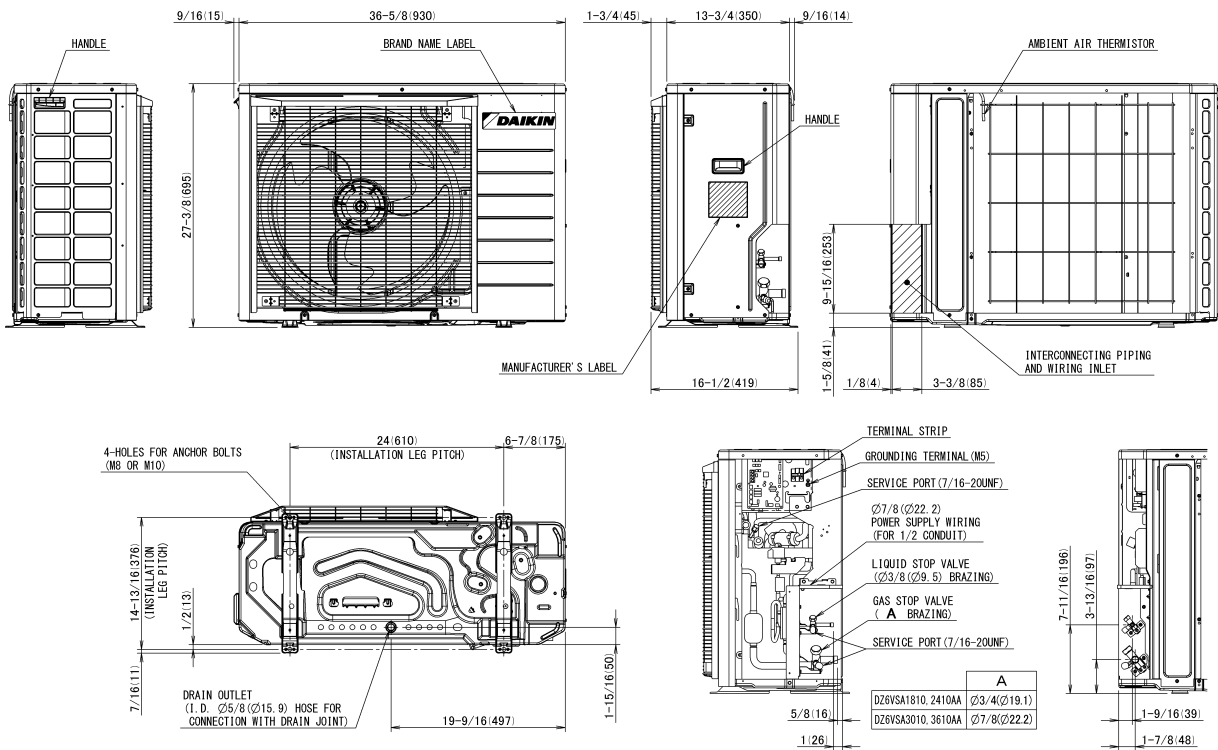
<sup>2</sup>Compliant with JIS B 8616 : 2006.

Quiet mode data is published at only 1 distance (3ft)

***ALL AHRI SYSTEM RATINGS ARE ACCESSIBLE IN THE UNITARY MATCHUP TOOL VIA  
DAIKIN CITY OR IN THE DAIKIN SYSTEM CONFIGURATOR TOOL VIA PARTNERLINK.***

DIMENSIONS

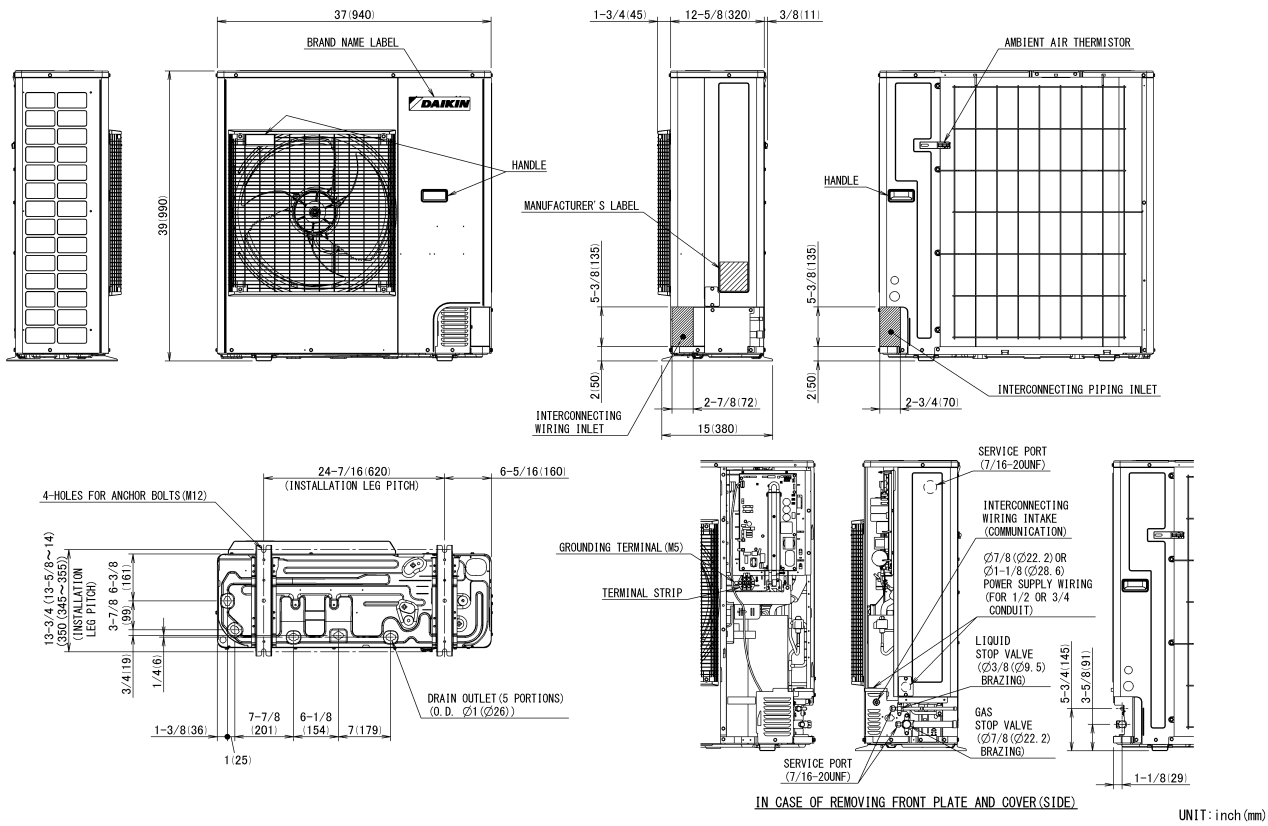
MODEL	DIMENSIONS		
	W"	D"	H"
DZ6VSA1810A*	36 $\frac{1}{8}$ "	13 $\frac{3}{4}$ "	27 $\frac{3}{8}$ "
DZ6VSA2410A*	36 $\frac{1}{8}$ "	13 $\frac{3}{4}$ "	27 $\frac{3}{8}$ "
DZ6VSA3010A*	36 $\frac{1}{8}$ "	13 $\frac{3}{4}$ "	27 $\frac{3}{8}$ "
DZ6VSA3610A*	36 $\frac{1}{8}$ "	13 $\frac{3}{4}$ "	27 $\frac{3}{8}$ "
DZ6VSA241EA*	36 $\frac{1}{8}$ "	13 $\frac{3}{4}$ "	27 $\frac{3}{8}$ "

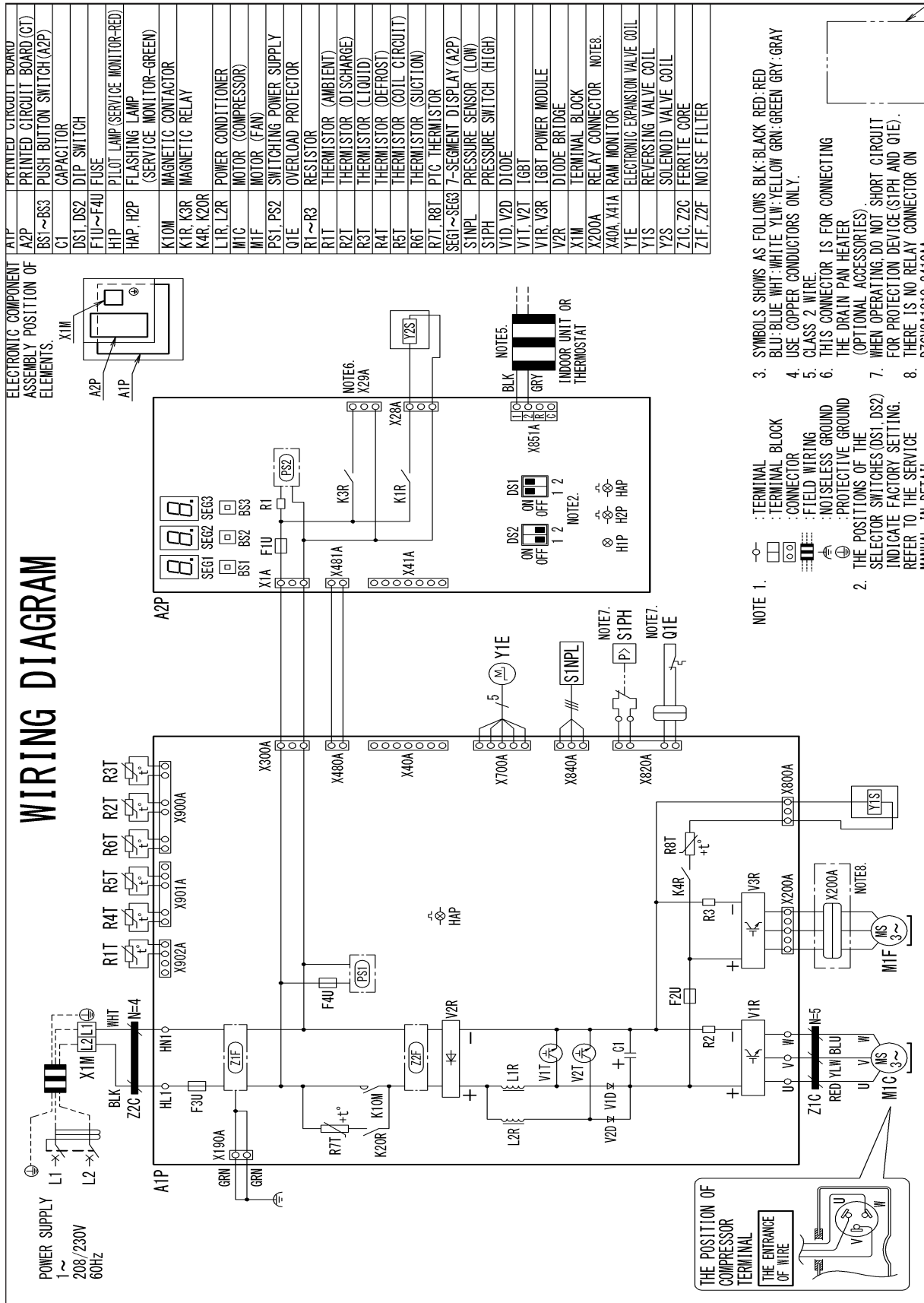


IN CASE OF REMOVING RIGHT SIDE PLATE

UNIT: inch (mm)

MODEL	DIMENSIONS		
	W"	D"	H"
DZ6VSA4210A*	37	12 $\frac{1}{2}$	39
DZ6VSA4810A*	37	12 $\frac{1}{2}$	39
DZ6VSA6010A*	37	12 $\frac{1}{2}$	39
DZ6VSA361EA*	37	12 $\frac{1}{2}$	39
DZ6VSA421EA*	37	12 $\frac{1}{2}$	39
DZ6VSA481EA*	37	12 $\frac{1}{2}$	39





Wiring is subject to change. Always refer to the wiring diagram on the unit for the most up-to-date wiring.



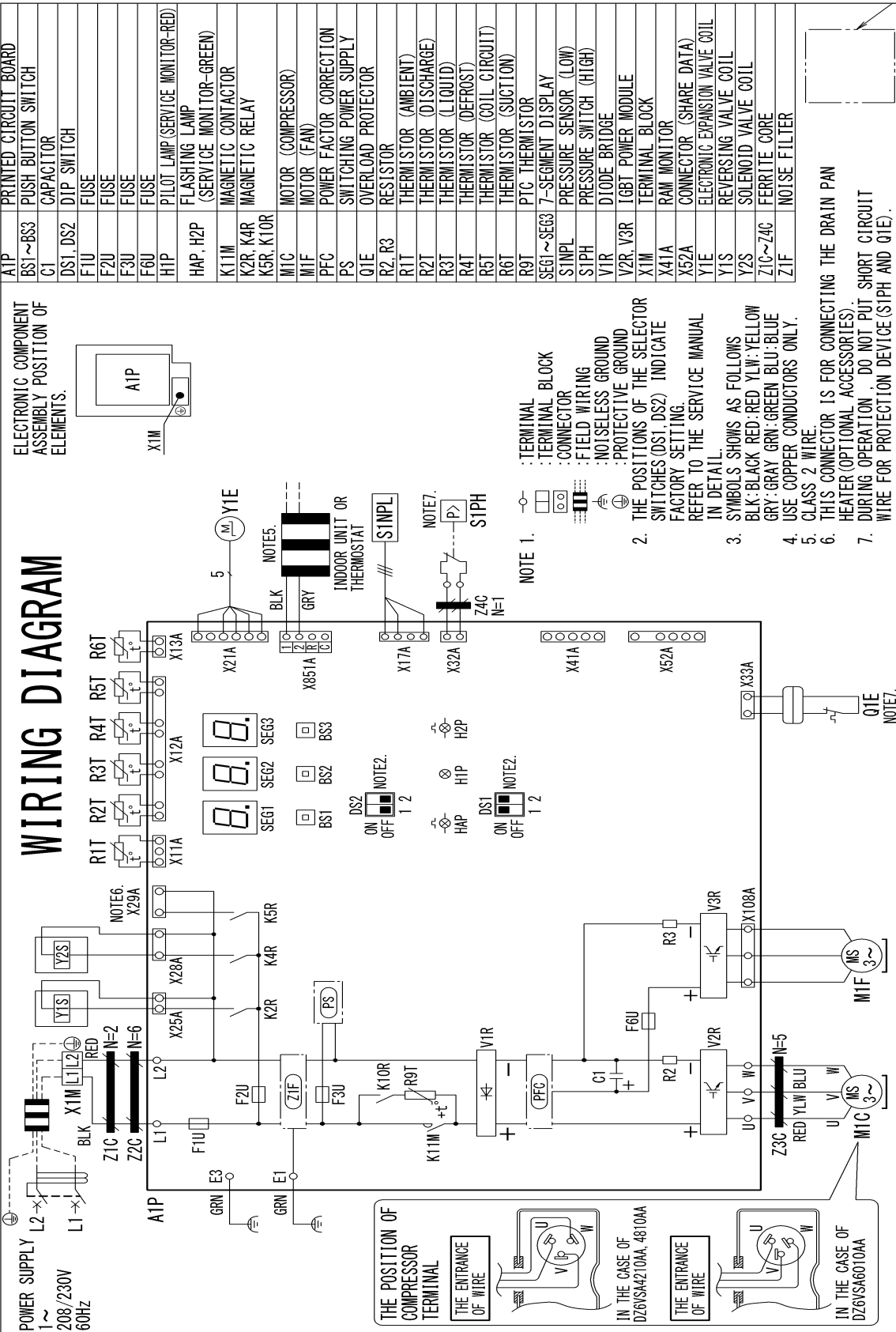
**WARNING**

**High Voltage:** Disconnect all power before servicing or installing this unit. Multiple power sources may be present. Failure to do so may cause property damage, personal injury, or death.





# WIRING DIAGRAM

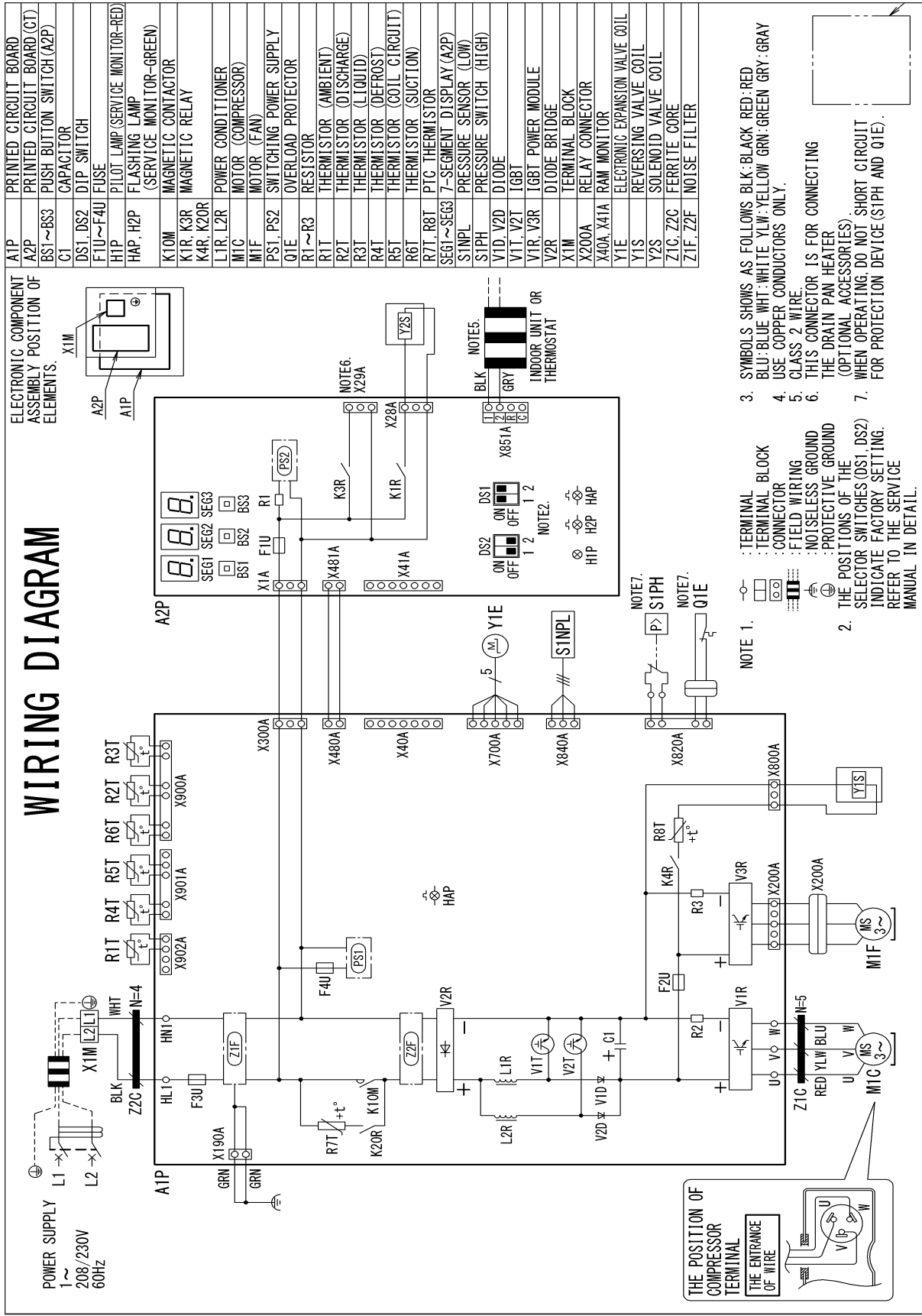


**WARNING**

**High Voltage:** Disconnect all power before servicing or installing this unit. Multiple power sources may be present. Failure to do so may cause property damage, personal injury, or death.

Wiring is subject to change. Always refer to the wiring diagram on the unit for the most up-to-date wiring.

# WIRING DIAGRAM



A1P	PRINTED CIRCUIT BOARD
A2P	PRINTED CIRCUIT BOARD (GT)
BS1~BS3	PUSH BUTTON SWITCH (A2P)
C1	CAPACITOR
DS1, DS2	DIP SWITCH
FU1~FU4U	FUSE
H1P	PILOT LAMP (SERVICE MONITOR-RED)
HAP, H2P	FLASHING LAMP (SERVICE MONITOR-GREEN)
K10M	MAGNETIC CONTACTOR
K1R, K3R	MAGNETIC RELAY
K4R, K20R	
L1R, L2R	POWER CONDITIONER
M1C	MOTOR (COMPRESSOR)
M1F	MOTOR (FAN)
PS1, PS2	SWITCHING POWER SUPPLY
Q1E	OVERLOAD PROTECTOR
R1~R3	RESISTOR
R1T	THERMISTOR (AMBIENT)
R2T	THERMISTOR (DISCHARGE)
R3T	THERMISTOR (LIQUID)
R4T	THERMISTOR (DEFROST)
R5T	THERMISTOR (COIL CIRCUIT)
R6T	THERMISTOR (SUCTION)
R7T, R8T	PTC THERMISTOR
SEG1~SEG3	7-SEGMENT DISPLAY (A2P)
S1NPL	PRESSURE SENSOR (LOW)
S1PH	PRESSURE SWITCH (HIGH)
V1D, V2D	DIODE
V1T, V2T	16BT
V1R, V3R	16BT POWER MODULE
V2R	DIODE BRIDGE
X1M	TERMINAL BLOCK
X200A	RELAY CONNECTOR
X40A, X41A	RAM MONITOR
Y1E	ELECTRONIC EXPANSION VALVE COIL
Y1S	REVERSING VALVE COIL
Y2S	SOLENOID VALVE COIL
Z1C, Z2C	FERRITE CORE
Z1F, Z2F	NOISE FILTER

3. SYMBOLS SHOWS AS FOLLOWS BLK:BLACK RED:RED BLU:BLUE WHT:WHITE YLW:YELLOW GRN:GREEN GRY:GRAY USE COPPER CONDUCTORS ONLY.
4. THIS CONNECTOR IS FOR CONNECTING THE DRAIN PAN HEATER (OPTIONAL ACCESSORIES).
5. CLASS 2 WIRE
6. WHEN OPERATING, DO NOT SHORT CIRCUIT FOR PROTECTION DEVICE (S1PH AND Q1E).

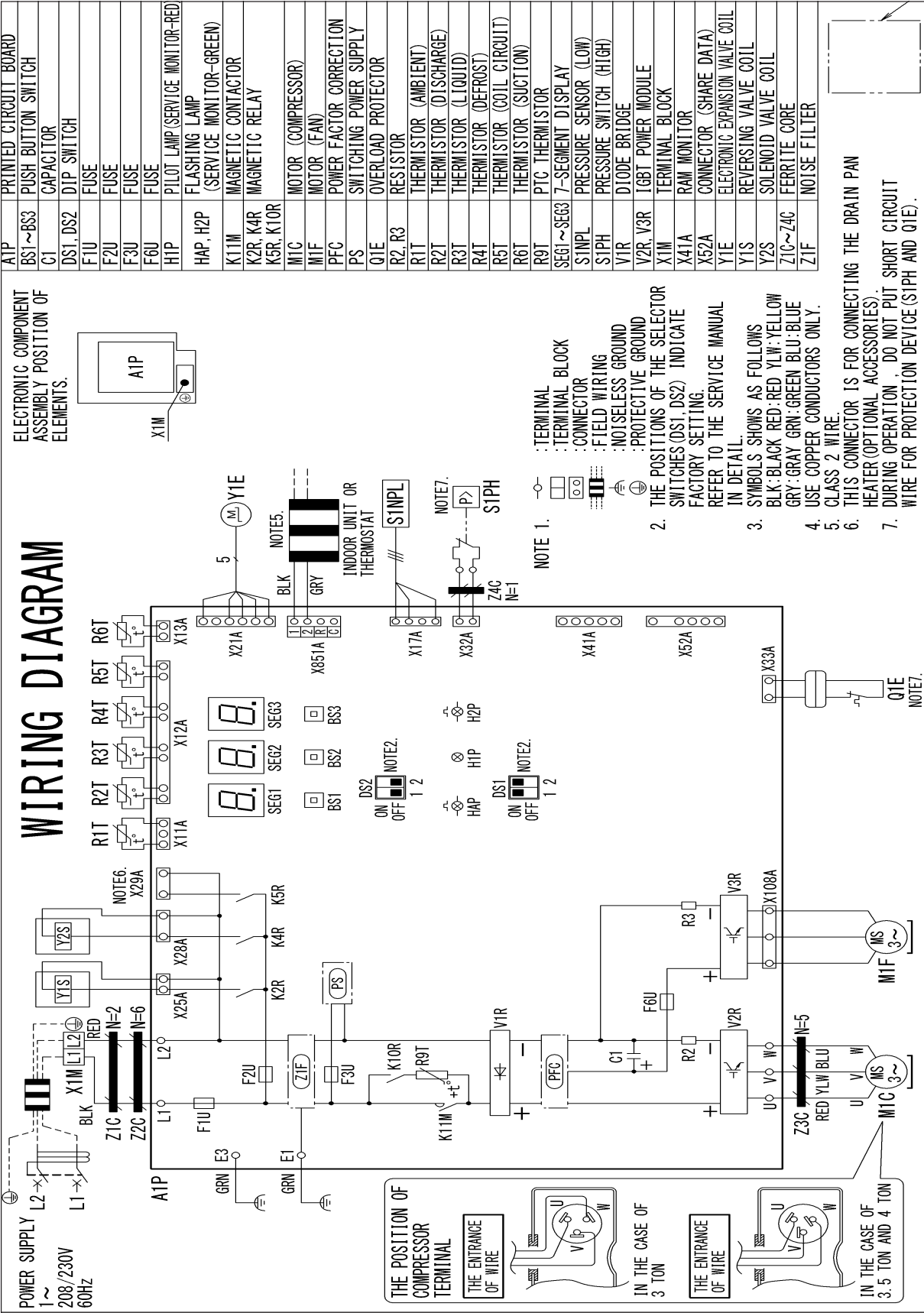
1. : TERMINAL BLOCK
2. : CONNECTOR
3. : FIELD WIRING
4. : NOT/LESS GROUND
5. : PROTECTIVE GROUND
6. THE POSITIONS OF THE SELECTOR SWITCHES (DS1, DS2) INDICATE FACTORY SETTING. REFER TO THE SERVICE MANUAL IN DETAIL.
7. NOTE 7. S1PH NOTE 7. Q1E



**WARNING**  
High Voltage: Disconnect all power before servicing or installing this unit. Multiple power sources may be present. Failure to do so may cause property damage, personal injury, or death.

Wiring is subject to change. Always refer to the wiring diagram on the unit for the most up-to-date wiring.

# WIRING DIAGRAM



**WARNING**

⚠

**High Voltage:** Disconnect all power before servicing or installing this unit. Multiple power sources may be present. Failure to do so may cause property damage, personal injury, or death.

Wiring is subject to change. Always refer to the wiring diagram on the unit for the most up-to-date wiring.

ACCESSORIES

MODEL	DESCRIPTION	DZ6VSA 1810A*	DZ6VSA 2410A*	DZ6VSA 3010A*	DZ6VSA 3610A*	DZ6VSA 4210A*	DZ6VSA 4810A*	DZ6VSA 6010A*	DZ6VSA 241EA*	DZ6VSA 361EA*	DZ6VSA 421EA*	DZ6VSA 481EA*
KPW5G112	Wind Baffle	X	X	X	X	X	X	X	X	X	X	X
KPS00501 <sup>1</sup>	Snow Guard Front	X	X	X	X				X			
KPS00502 <sup>1</sup>	Snow Guard Rear	X	X	X	X				X			
KPS00503 <sup>1</sup>	Snow Guard Side	X	X	X	X				X			
KPS00504 <sup>1</sup>	Snow Guards - Complete Set	X	X	X	X				X			
KPS00601 <sup>1</sup>	Snow Guard Front					X	X	X		X	X	X
KPS00602 <sup>1</sup>	Snow Guard Rear					X	X	X		X	X	X
KPS00603 <sup>1</sup>	Snow Guard Side					X	X	X		X	X	X
KPS00604 <sup>1</sup>	Snow Guards - Complete Set					X	X	X		X	X	X
130-DK-006	Hail Guard	X	X	X	X				X			
130-DK-008	Hail Guard					X	X	X		X	X	X
KEH3P573598	Drain Pan Heater	X	X	X	X				X			
KEH3P573567	Drain Pan Heater					X	X	X		X	X	X
DACA-WB-3	Powder Coated Wall-Mounted Bracket	X	X	X	X	X	X	X	X	X	X	X
DSEN-HAQA	Daikin <i>One</i> Home Air Monitor	X	X	X	X	X	X	X	X	X	X	X
DQ-P-16-100	Daikin <i>One</i> Powered Ventilator	X	X	X	X	X	X	X	X	X	X	X

<sup>1</sup> Product is manufactured at time of order. Lead time will be associated with purchase.