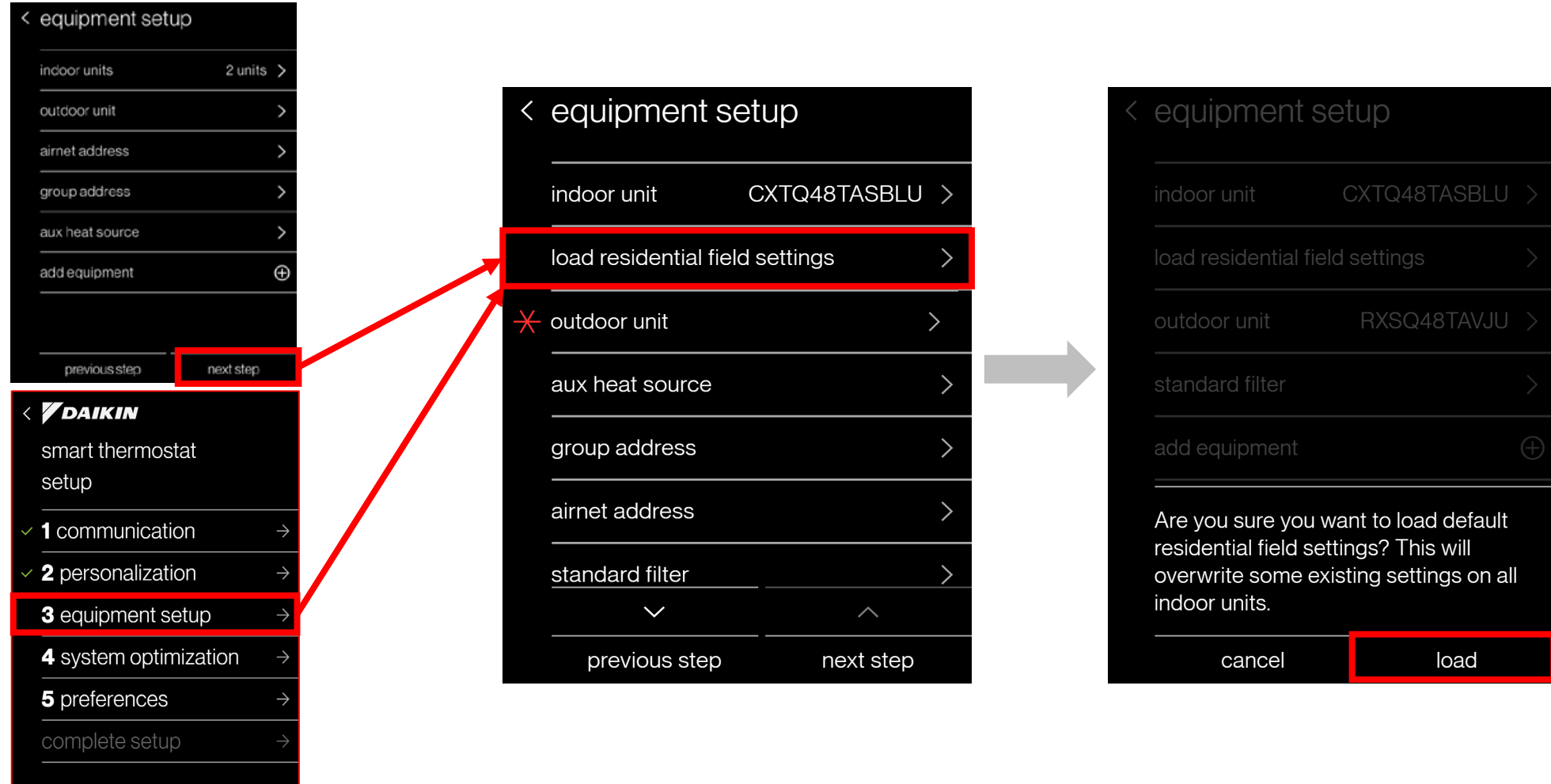


# Load Residential Settings for VRV systems(P1P2)

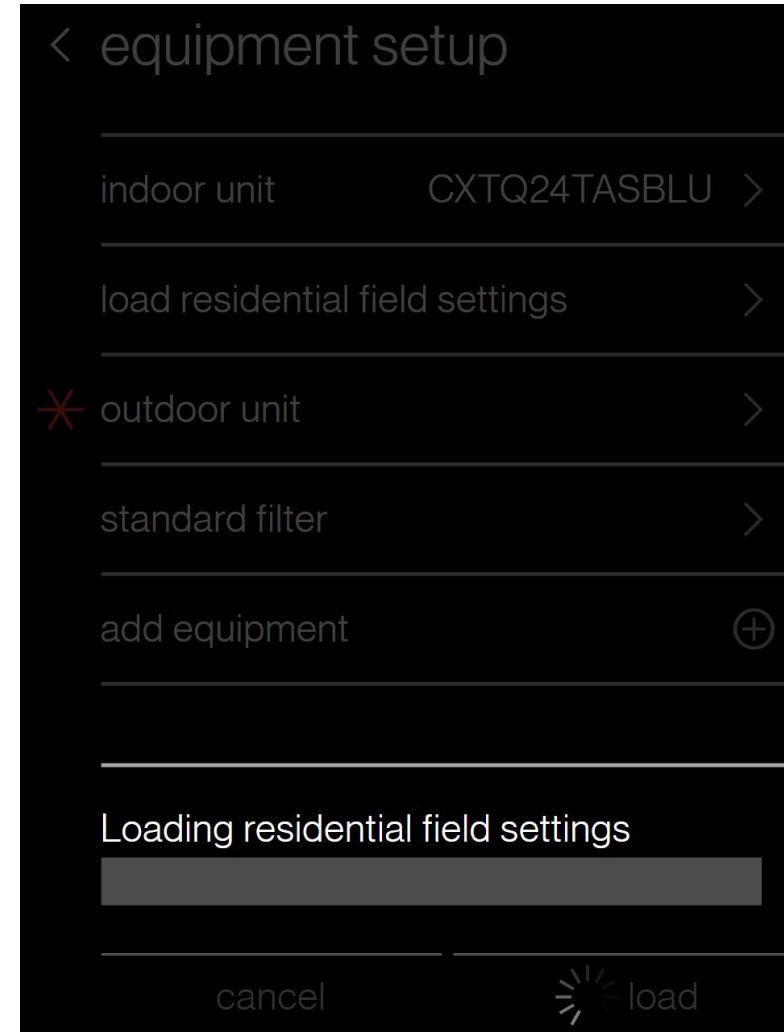
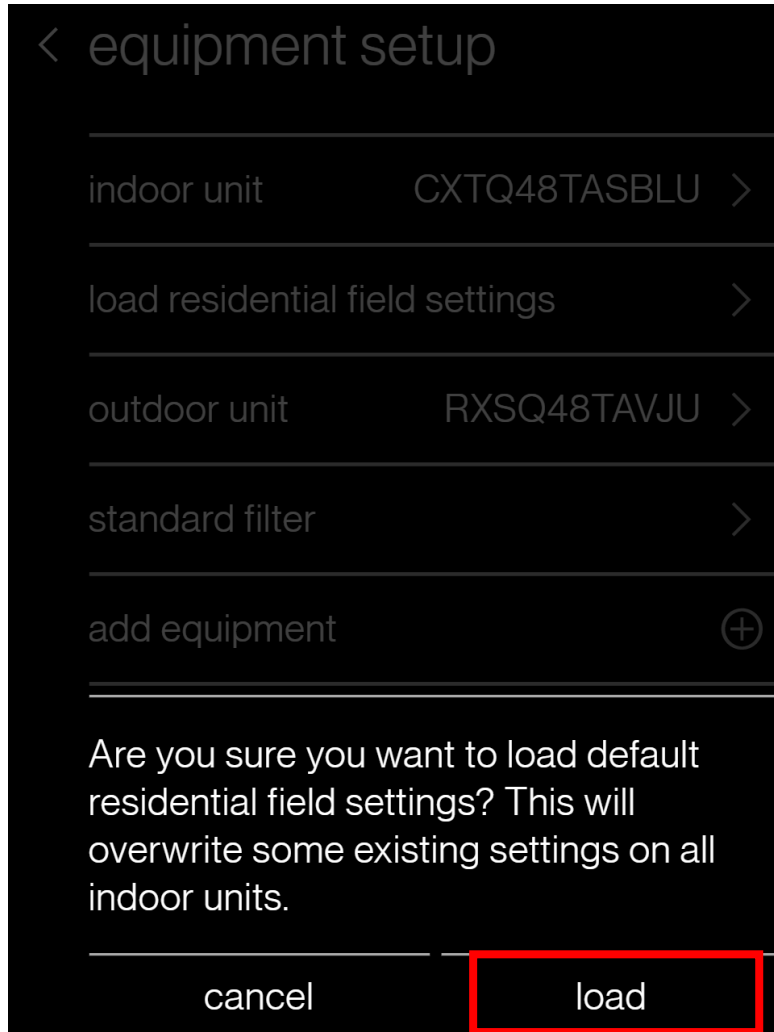
Note: The steps below were designed for residential applications. Commercial and Light Commercial applications may require additional field setting changes.

# Load Residential Settings (cont.)

- Load residential field settings by clicking “next step” or click on “equipment setup”



# Load Residential Settings (cont.)



# Load Residential Settings (cont.)

Note: Values in grey are normal equipment default settings.

Note: Values in red are the new field settings set when you select “load residential settings”.

Mode No.	First Code No.	Description	Second Code No.			
			1	2	3	4
10(20)	2	Priority of thermistor sensors for space temperature control	The return air thermistor is primary and the remote controller thermistor is secondary	Only the return air thermistor will be utilized	Only the remote controller thermistor will be utilized	--
	3	Display time to clean air filter calculation (Set when filter sign is not to be displayed)	Display	No Display	--	--
	5	Room temperature value reported to multizone controllers	Return air thermistor	Thermistor designated by 10-2 above	--	--
	6	The remote controller thermistor is used in Remote Controller Group	No	Yes	--	--
11(21)	8	Compensation of temperature around human body	Floor sensor does not work	Higher priority on the return air temperature	Standard	Higher priority on the floor temperature
12(22)	2	Thermo-On/Off deadband (Note 4)	2F (1C)	1F (0.5C)	--	--
	3	Fan Speed in Heating Thermo-Off	LL	User set	Off	--
	6	Fan Speed in Cooling Thermo-Off	LL	User set	Off	--
14(24)	5	Dry Mode (FXTQ_TAWU)	Set Point = Room Temperature	Set Point became same as cooling mode set point	--	--