
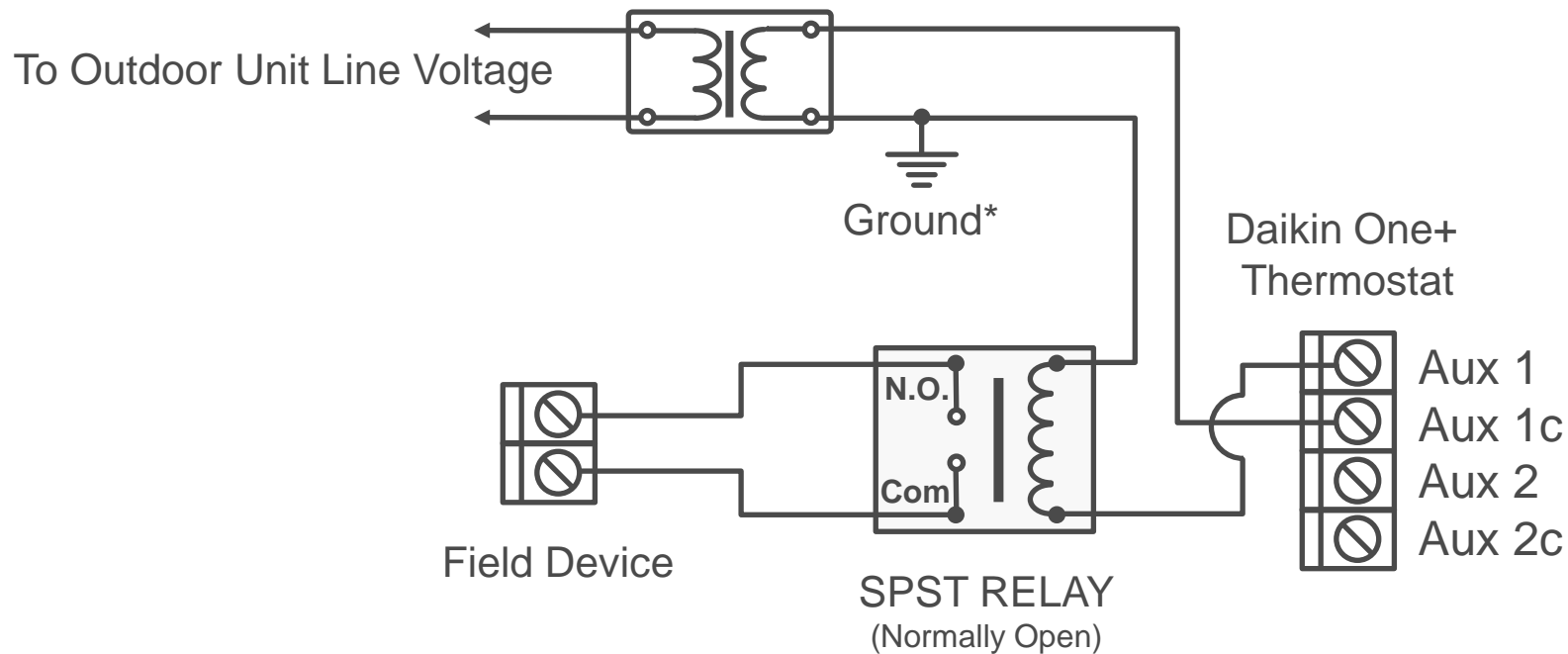


# Unitary Aux Heater Installation and Setup



## Aux wiring

- The thermostats Aux outputs are dry contacts that close the connection to turn on the Aux equipment.
- A 24V AC control signal must be routed through one of the aux contacts of the thermostat.

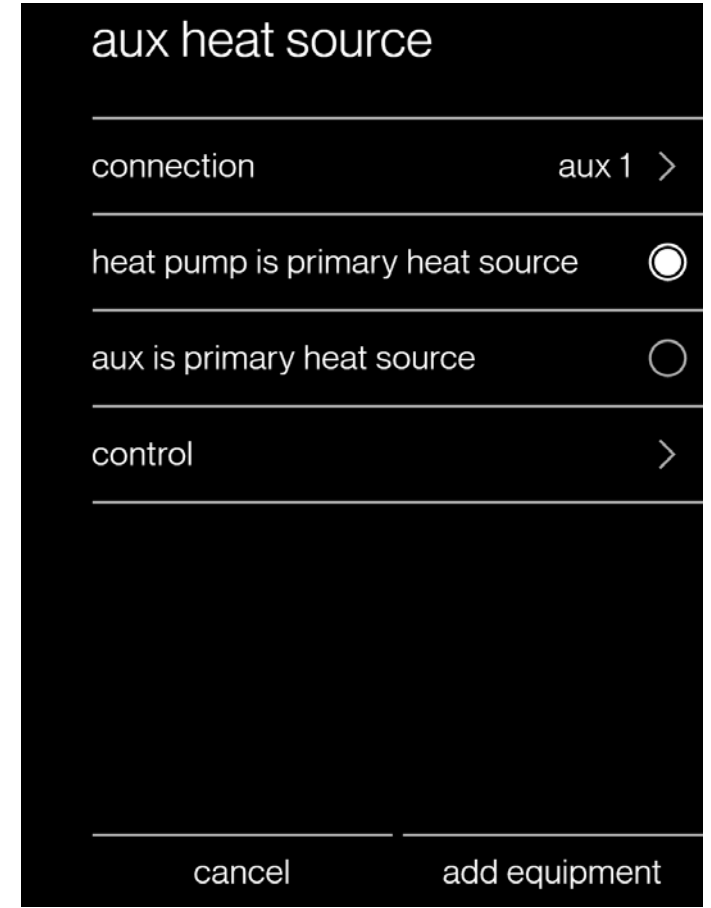
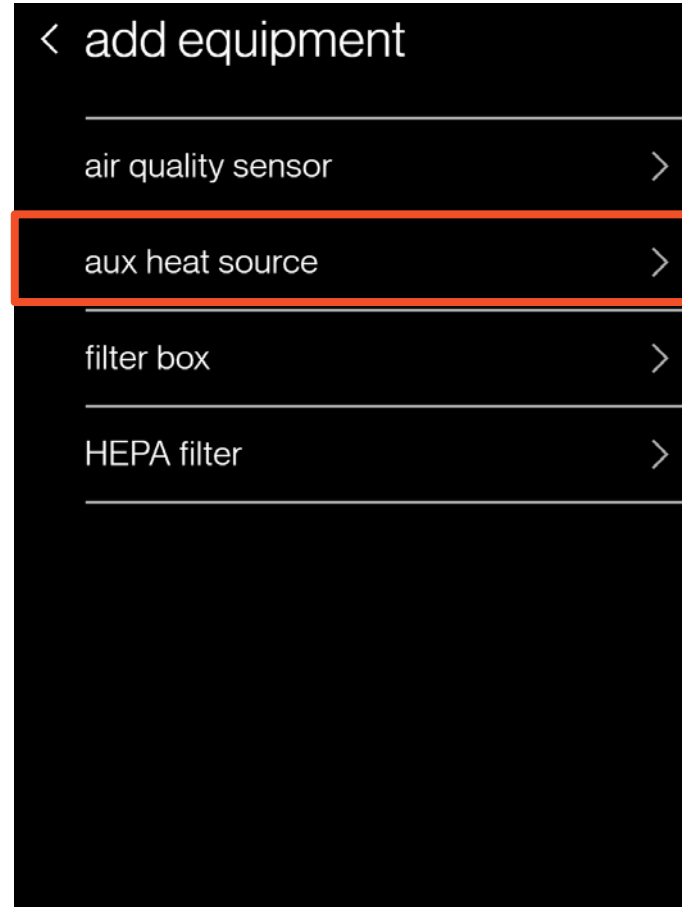
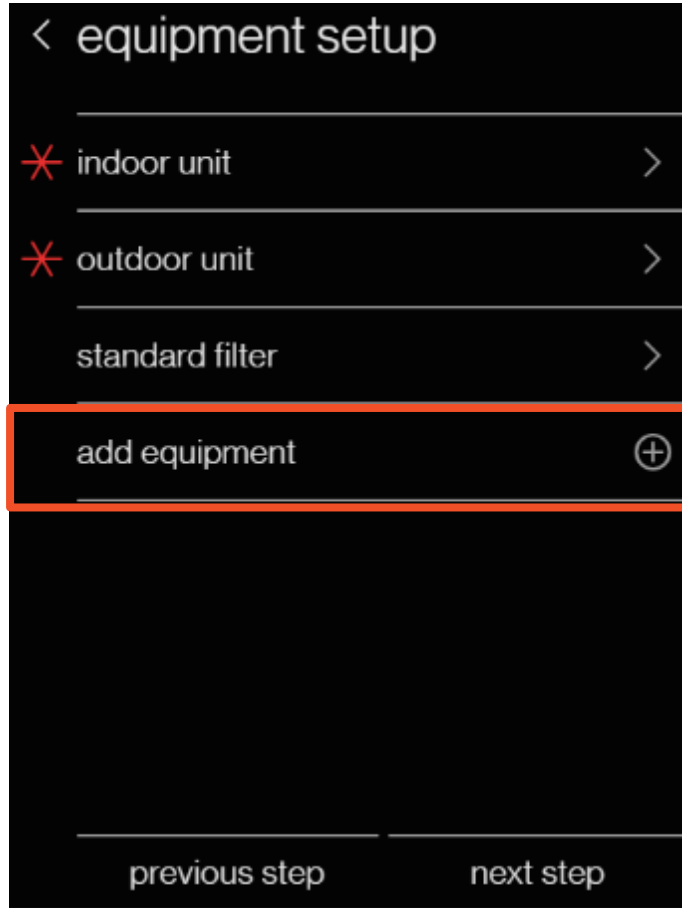


\*The terminals are selected in the Daikin One+ installer wizard.  
Note: It is recommended to use a minimum of 18-gauge wire.  
Maximum operating length of wire is 125 ft.

# Aux Heat Setup on Daikin One+

## Add Equipment – Auxiliary Heat

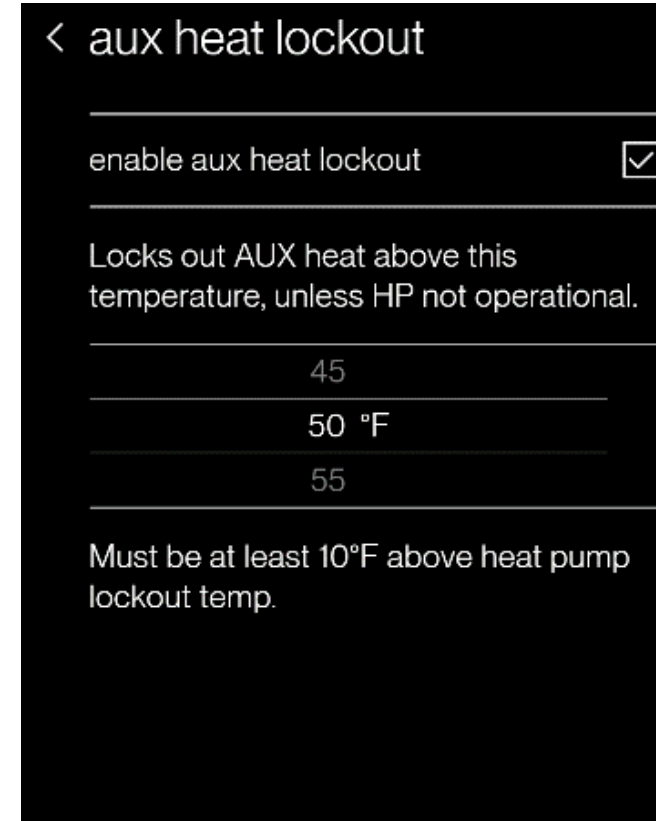
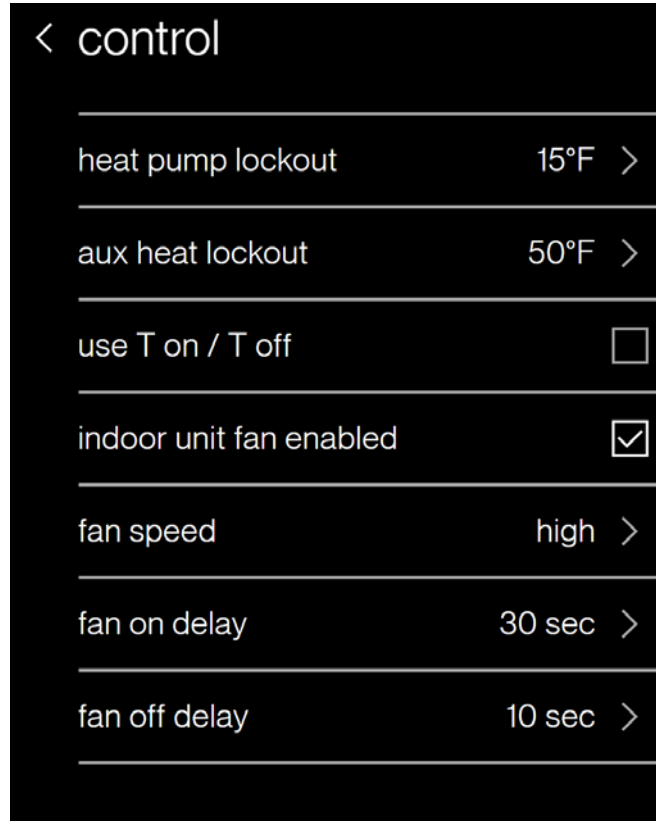
- Selecting add equipment will allow you to configure an auxiliary heat source.



# Aux Heat Setup on Daikin One+

## Secondary Heat Settings

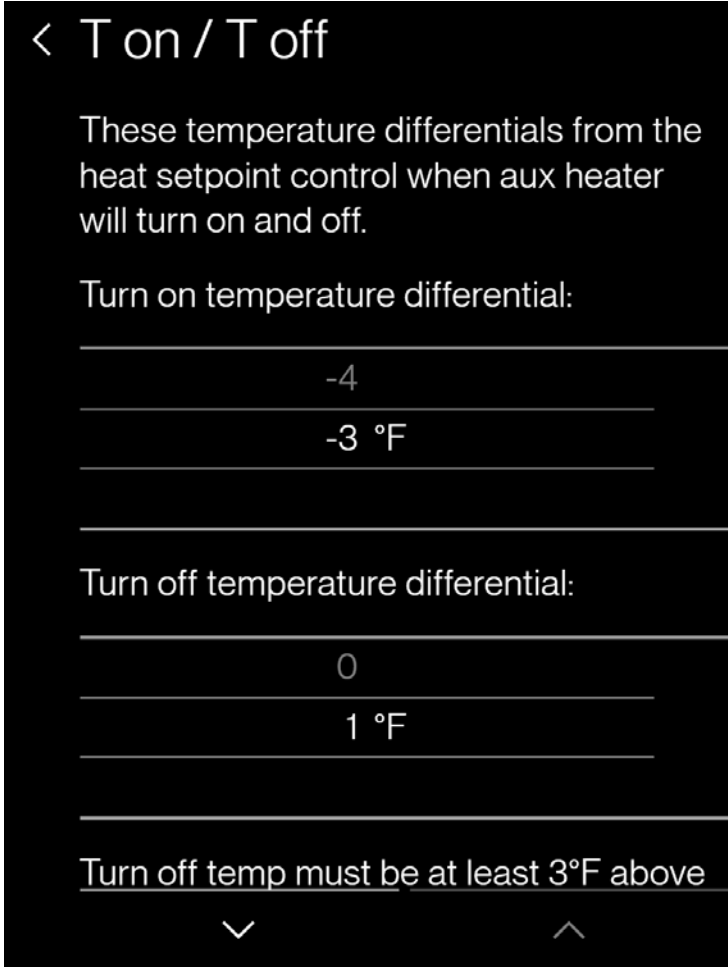
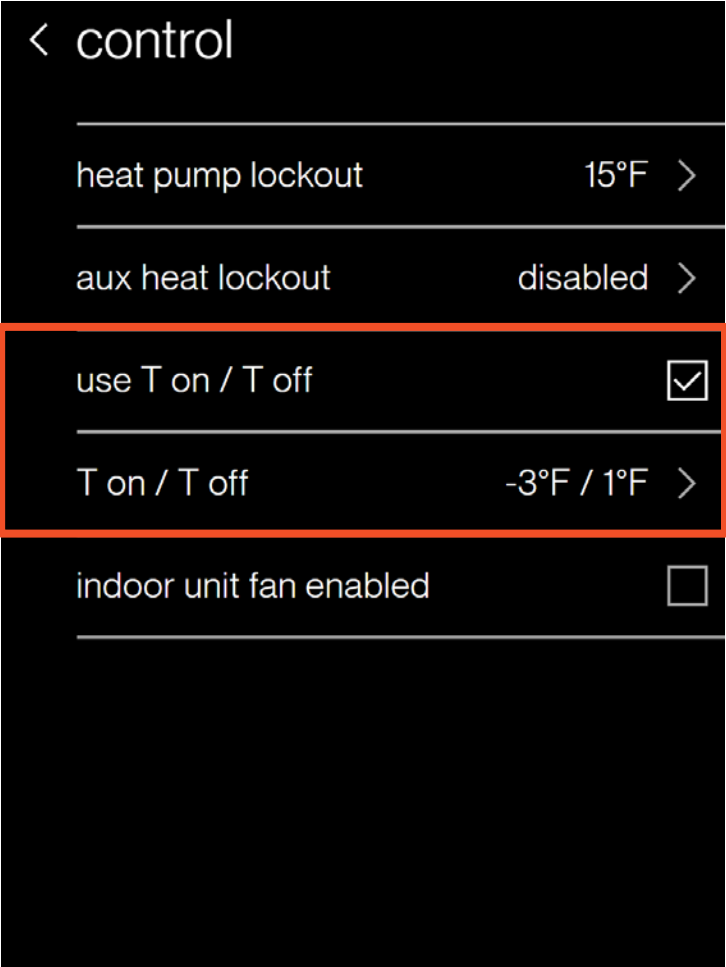
- The control section will allow you to adjust settings such as lockouts and secondary heat activation temperature.



**\*Emergency Heat mode will appear as a system mode when connected to heat pump units and can be used to directly turn on the aux heat source if enabled.**

# T on/T off Control

- T on and T off provide an alternative control method to have the main AC/heat pump control the aux heat source using its PI control algorithm.
- T on/T off is the only control option for AC- only outdoor units
  - If the indoor unit is a gas furnace, or is an air handler with a heater strip, these heat sources will be controlled around the heat setpoint by the demand-based algorithm.
  - The aux heat source will be controlled independently.

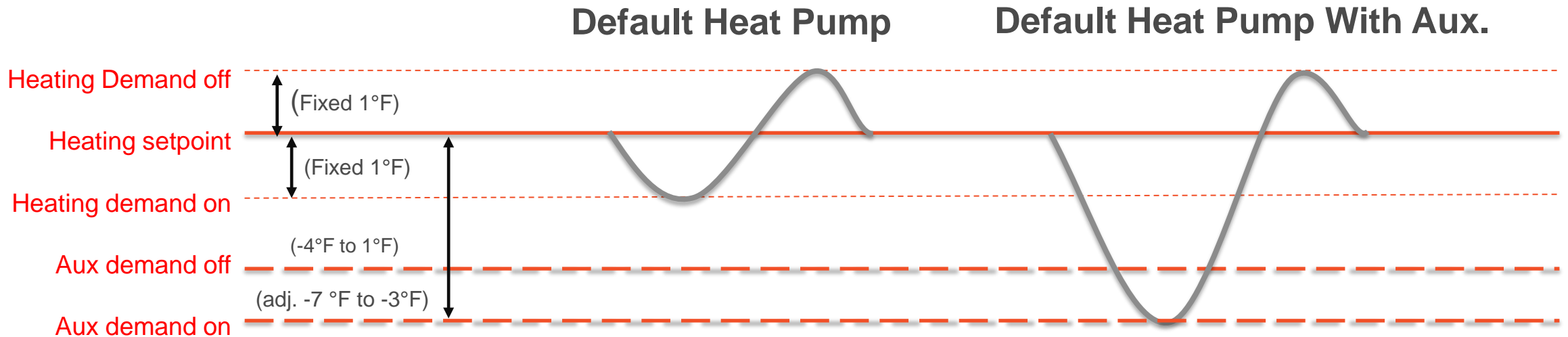


# Heat Pump as Primary Heat Source

- When heat pump is the primary heat source:
  - Heat pump lockout temperatures are adjustable from  $-20^{\circ}\text{F}$  to  $65^{\circ}\text{F}$  in  $5^{\circ}\text{F}$  increments. (default  $15^{\circ}\text{F}$ )
  - Auxiliary heat lockout temperatures are adjustable from  $-10^{\circ}\text{F}$  to  $75^{\circ}\text{F}$  in  $5^{\circ}\text{F}$  increments. (default  $50^{\circ}\text{F}$ )

Auxiliary heat demand:

- T on differential is adjustable from  $-7^{\circ}\text{F}$  to  $-3^{\circ}\text{F}$  in  $1^{\circ}\text{F}$  increments (default  $-3^{\circ}\text{F}$ )
- T off differential is adjustable from  $-4^{\circ}\text{F}$  to  $1^{\circ}\text{F}$  in  $1^{\circ}\text{F}$  increments (default  $1^{\circ}\text{F}$ )



# Auxiliary Heat as Primary Heat Source

- When auxiliary heat is the primary heat source:
  - Heat pump lockout temperatures are adjustable from -20°F to 65°F in 5°F increments. (default 15°F)
  - Setpoint differential can be set at -9°F, -7°F, -4°F, and -2°F (default -2°F)

Heat pump demand:

- T on differential can be set at -1°F or -2°F (default -1°F)
- T off differential 1°F fixed

